

VERKEERSTELLING

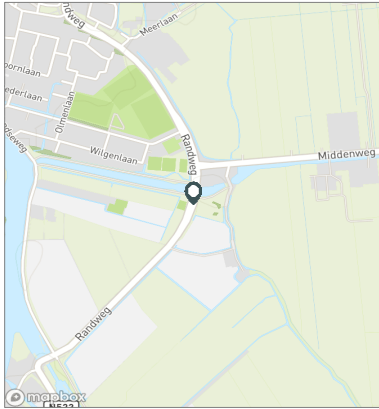
Motorvoertuigen

Meetlocatie

Randweg (N523)
Nederhorst den Berg
Tussen Vreelandseweg en Middenweg
Ri. 1 = Ri. Noord (Middenweg)
Ri. 2 = Ri. Zuid (Vreelandseweg)

Meting

Meetperiode: 13 juni t/m 4 juli 2024
Methodiek: Telslangen
In opdracht van: Gemeente Wijdemeren
Uitgevoerd door: MetroCount



Voertuigclassificatie

Voertuigclassificatie op basis van ascombinaties
L = Licht verkeer (2 assen, asafstand < 3,7 m)
M = Middelzwaar verkeer (2 assen, asafstand > 3,7 m)
Z = Zwaar verkeer (3 of meer assen)

RANDWEG (N523), NEDERHORST DEN BERG

Tussen Vreelandseweg en Middenweg



INTENSITEITEN

| | Doorsnede | | Ri. Noord | | Ri. Zuid | | | |
|---------------------|-----------|---------|-----------|---------|----------|---------|------|------|
| | Werkdag | Weekdag | Werkdag | Weekdag | Werkdag | Weekdag | | |
| Etmaal (0-24u) | 6244 | 100% | 5857 | 100% | 3239 | 3051 | 3005 | 2805 |
| Dag (7-19u) | 5002 | 80,1% | 4682 | 80,0% | 2648 | 2475 | 2354 | 2208 |
| Avond (19-23u) | 756 | 12,1% | 737 | 12,6% | 423 | 408 | 333 | 329 |
| Nacht (23-7u) | 486 | 7,8% | 437 | 7,5% | 168 | 168 | 319 | 269 |
| Ochtendspits (7-9u) | 853 | 13,7% | 679 | 11,6% | 381 | 308 | 472 | 371 |
| Avondspits (16-18u) | 1040 | 16,7% | 945 | 16,1% | 603 | 542 | 437 | 403 |

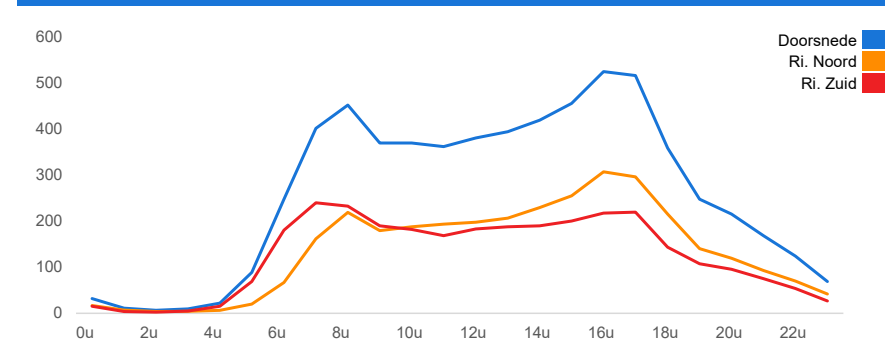
UURCIJFERS

| | Doorsnede | | Ri. Noord | | Ri. Zuid | | | |
|---------------|-----------|---------|-----------|---------|----------|---------|-----|-----|
| | Werkdag | Weekdag | Werkdag | Weekdag | Werkdag | Weekdag | | |
| 00:00 - 01:00 | 32 | 0,5% | 45 | 0,8% | 17 | 25 | 15 | 20 |
| 01:00 - 02:00 | 11 | 0,2% | 21 | 0,4% | 7 | 13 | 4 | 8 |
| 02:00 - 03:00 | 7 | 0,1% | 10 | 0,2% | 4 | 5 | 3 | 5 |
| 03:00 - 04:00 | 9 | 0,2% | 10 | 0,2% | 4 | 5 | 5 | 5 |
| 04:00 - 05:00 | 22 | 0,4% | 20 | 0,3% | 7 | 7 | 15 | 13 |
| 05:00 - 06:00 | 89 | 1,4% | 69 | 1,2% | 20 | 16 | 69 | 53 |
| 06:00 - 07:00 | 247 | 4,0% | 191 | 3,3% | 67 | 54 | 181 | 137 |
| 07:00 - 08:00 | 401 | 6,4% | 310 | 5,3% | 162 | 127 | 240 | 183 |
| 08:00 - 09:00 | 452 | 7,2% | 369 | 6,3% | 219 | 180 | 232 | 188 |
| 09:00 - 10:00 | 369 | 5,9% | 334 | 5,7% | 179 | 164 | 190 | 170 |
| 10:00 - 11:00 | 370 | 5,9% | 360 | 6,1% | 188 | 185 | 182 | 175 |
| 11:00 - 12:00 | 362 | 5,8% | 374 | 6,4% | 193 | 199 | 168 | 175 |
| 12:00 - 13:00 | 381 | 6,1% | 394 | 6,7% | 198 | 204 | 183 | 190 |
| 13:00 - 14:00 | 394 | 6,3% | 406 | 6,9% | 207 | 211 | 188 | 195 |
| 14:00 - 15:00 | 419 | 6,7% | 426 | 7,3% | 229 | 230 | 190 | 196 |
| 15:00 - 16:00 | 456 | 7,3% | 435 | 7,4% | 255 | 239 | 200 | 196 |
| 16:00 - 17:00 | 524 | 8,4% | 478 | 8,2% | 307 | 275 | 217 | 202 |
| 17:00 - 18:00 | 516 | 8,3% | 468 | 8,0% | 296 | 267 | 219 | 201 |
| 18:00 - 19:00 | 359 | 5,7% | 331 | 5,6% | 215 | 194 | 144 | 137 |
| 19:00 - 20:00 | 248 | 4,0% | 239 | 4,1% | 140 | 133 | 108 | 106 |
| 20:00 - 21:00 | 215 | 3,4% | 215 | 3,7% | 120 | 118 | 96 | 98 |
| 21:00 - 22:00 | 168 | 2,7% | 162 | 2,8% | 93 | 90 | 75 | 73 |
| 22:00 - 23:00 | 124 | 2,0% | 121 | 2,1% | 70 | 68 | 54 | 53 |
| 23:00 - 24:00 | 69 | 1,1% | 70 | 1,2% | 42 | 42 | 27 | 28 |

VOERTUIGVERDELING

| | Doorsnede | | Ri. Noord | | Ri. Zuid | | | |
|-----------------|-----------|---------|-----------|---------|----------|---------|-------|-------|
| | Werkdag | Weekdag | Werkdag | Weekdag | Werkdag | Weekdag | | |
| Licht (L) | 5877 | 94,1% | 5561 | 95,0% | 93,9% | 94,8% | 94,4% | 95,1% |
| Middelzwaar (M) | 188 | 3,0% | 151 | 2,6% | 3,1% | 2,6% | 3,0% | 2,5% |
| Zwaar (Z) | 179 | 2,9% | 145 | 2,5% | 3,0% | 2,6% | 2,7% | 2,3% |

UURVERLOOP WERKDAG PER RIJRICHTING



ETMAALTOTALEN

| | Aantal voertuigen |
|-----------|-------------------|
| vr 14-jun | 6225 |
| za 15-jun | 5427 |
| zo 16-jun | 3802 |
| ma 17-jun | 6010 |
| di 18-jun | 5987 |
| wo 19-jun | 6304 |
| do 20-jun | 6315 |
| vr 21-jun | 6067 |
| za 22-jun | 6052 |
| zo 23-jun | 4588 |
| ma 24-jun | 6083 |
| di 25-jun | 6177 |
| wo 26-jun | 6601 |
| do 27-jun | 6392 |
| vr 28-jun | 6590 |
| za 29-jun | 5262 |
| zo 30-jun | 4202 |
| ma 1-jul | 6094 |
| di 2-jul | 5968 |
| wo 3-jul | 6349 |

SNELHEID

| | Doorsnede | Ri. Noord | Ri. Zuid |
|-------------------|-----------|-----------|----------|
| Gem. snelheid V85 | 54 | 53 | 56 |
| < 20 km/u | 0,1% | 0,2% | 0% |
| 20 - 30 km/u | 0,6% | 0,8% | 0,3% |
| 30 - 40 km/u | 3,7% | 4,3% | 3,1% |
| 40 - 50 km/u | 24,1% | 29,3% | 18,3% |
| 50 - 60 km/u | 48,5% | 49,3% | 47,6% |
| 60 - 70 km/u | 19,3% | 14% | 25% |
| 70 - 80 km/u | 3,1% | 1,7% | 4,7% |
| > 80 km/u | 0,6% | 0,3% | 1% |

VERKEERSTELLING

Motorvoertuigen

RANDWEG (N523), NEDERHORST DEN BERG

Tussen Vreelandseweg en Middenweg

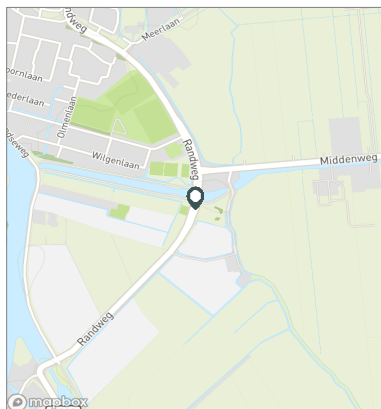


Meetlocatie

Randweg (N523)
Nederhorst den Berg
Tussen Vreelandseweg en Middenweg
Ri. 1 = Ri. Noord (Middenweg)
Ri. 2 = Ri. Zuid (Vreelandseweg)

Meting

Meetperiode: 13 juni t/m 4 juli 2024
Methodiek: Telslangen
In opdracht van: Gemeente Wijdemeren
Uitgevoerd door: MetroCount



WERKDAG

| | Doorsnede | | | | Ri. Noord | | | | Ri. Zuid | | | |
|----------------------------|-------------|------------|------------|-------------|-------------|-----------|-----------|-------------|-------------|-----------|-----------|-------------|
| | L | M | Z | Tot | L | M | Z | Tot | L | M | Z | Tot |
| 00:00 - 01:00 | 31 | 0 | 1 | 32 | 17 | 0 | 0 | 17 | 14 | 0 | 1 | 15 |
| 01:00 - 02:00 | 11 | 0 | 0 | 11 | 7 | 0 | 0 | 7 | 4 | 0 | 0 | 4 |
| 02:00 - 03:00 | 6 | 0 | 0 | 7 | 4 | 0 | 0 | 4 | 2 | 0 | 0 | 3 |
| 03:00 - 04:00 | 8 | 1 | 1 | 9 | 4 | 0 | 1 | 4 | 4 | 0 | 0 | 5 |
| 04:00 - 05:00 | 20 | 1 | 1 | 22 | 6 | 0 | 0 | 7 | 13 | 1 | 0 | 15 |
| 05:00 - 06:00 | 79 | 4 | 6 | 89 | 18 | 1 | 1 | 20 | 61 | 3 | 5 | 69 |
| 06:00 - 07:00 | 231 | 7 | 10 | 247 | 63 | 2 | 2 | 67 | 169 | 5 | 7 | 181 |
| 07:00 - 08:00 | 379 | 7 | 15 | 401 | 151 | 4 | 7 | 162 | 229 | 3 | 8 | 240 |
| 08:00 - 09:00 | 427 | 12 | 13 | 452 | 204 | 7 | 8 | 219 | 222 | 5 | 5 | 232 |
| 09:00 - 10:00 | 344 | 15 | 10 | 369 | 166 | 8 | 6 | 179 | 179 | 7 | 5 | 190 |
| 10:00 - 11:00 | 337 | 19 | 14 | 370 | 170 | 10 | 7 | 188 | 166 | 9 | 7 | 182 |
| 11:00 - 12:00 | 330 | 18 | 13 | 362 | 176 | 10 | 8 | 193 | 155 | 8 | 5 | 168 |
| 12:00 - 13:00 | 351 | 18 | 12 | 381 | 182 | 9 | 6 | 198 | 169 | 9 | 5 | 183 |
| 13:00 - 14:00 | 363 | 18 | 13 | 394 | 189 | 10 | 8 | 207 | 175 | 8 | 5 | 188 |
| 14:00 - 15:00 | 390 | 17 | 12 | 419 | 214 | 8 | 7 | 229 | 176 | 8 | 6 | 190 |
| 15:00 - 16:00 | 427 | 15 | 14 | 456 | 239 | 8 | 9 | 255 | 188 | 7 | 5 | 200 |
| 16:00 - 17:00 | 497 | 12 | 15 | 524 | 290 | 8 | 10 | 307 | 207 | 5 | 5 | 217 |
| 17:00 - 18:00 | 500 | 6 | 9 | 516 | 286 | 4 | 6 | 296 | 215 | 2 | 3 | 219 |
| 18:00 - 19:00 | 349 | 5 | 5 | 359 | 209 | 3 | 3 | 215 | 140 | 2 | 2 | 144 |
| 19:00 - 20:00 | 239 | 4 | 5 | 248 | 134 | 2 | 4 | 140 | 105 | 1 | 1 | 108 |
| 20:00 - 21:00 | 209 | 2 | 4 | 215 | 116 | 1 | 2 | 120 | 93 | 1 | 2 | 96 |
| 21:00 - 22:00 | 161 | 5 | 2 | 168 | 89 | 2 | 1 | 93 | 72 | 2 | 1 | 75 |
| 22:00 - 23:00 | 120 | 2 | 2 | 124 | 68 | 0 | 1 | 70 | 52 | 2 | 1 | 54 |
| 23:00 - 24:00 | 68 | 0 | 1 | 69 | 41 | 0 | 1 | 42 | 26 | 0 | 1 | 27 |
| Etmaal (0-24u) | 5877 | 188 | 179 | 6244 | 3041 | 99 | 99 | 3239 | 2836 | 89 | 80 | 3005 |
| Dag (7-19u) | 4695 | 163 | 144 | 5002 | 2474 | 89 | 85 | 2648 | 2221 | 73 | 60 | 2354 |
| Avond (19-23u) | 729 | 12 | 14 | 756 | 408 | 6 | 9 | 423 | 322 | 6 | 5 | 333 |
| Nacht (23-7u) | 453 | 14 | 20 | 486 | 159 | 4 | 5 | 168 | 294 | 10 | 15 | 319 |
| Ochtendspits (7-9u) | 806 | 20 | 27 | 853 | 355 | 11 | 15 | 381 | 451 | 9 | 12 | 472 |
| Avondspits (16-18u) | 997 | 19 | 24 | 1040 | 575 | 12 | 16 | 603 | 422 | 7 | 8 | 437 |

Voertuigclassificatie

Voertuigclassificatie op basis van ascombinaties

L = Licht verkeer (2 assen, asafstand < 3,7 m)

M = Middelzwaar verkeer (2 assen, asafstand > 3,7 m)

Z = Zwaar verkeer (3 of meer assen)

VERKEERSTELLING

Motorvoertuigen

RANDWEG (N523), NEDERHORST DEN BERG

Tussen Vreelandseweg en Middenweg

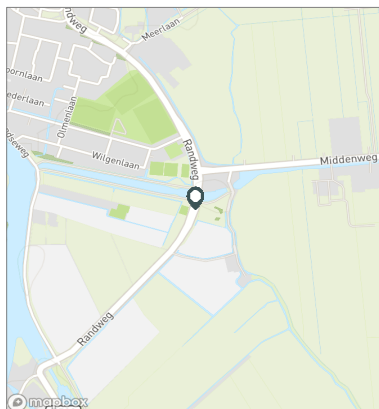


Meetlocatie

Randweg (N523)
Nederhorst den Berg
Tussen Vreelandseweg en Middenweg
Ri. 1 = Ri. Noord (Middenweg)
Ri. 2 = Ri. Zuid (Vreelandseweg)

Meting

Meetperiode: 13 juni t/m 4 juli 2024
Methodiek: Telslangen
In opdracht van: Gemeente Wijdemeren
Uitgevoerd door: MetroCount



WEEKDAG

| | Doorsnede | | | | Ri. Noord | | | | Ri. Zuid | | | |
|----------------------------|-------------|------------|------------|-------------|-------------|-----------|-----------|-------------|-------------|-----------|-----------|-------------|
| | L | M | Z | Tot | L | M | Z | Tot | L | M | Z | Tot |
| 00:00 - 01:00 | 44 | 0 | 1 | 45 | 25 | 0 | 0 | 25 | 19 | 0 | 1 | 20 |
| 01:00 - 02:00 | 20 | 0 | 0 | 21 | 12 | 0 | 0 | 13 | 8 | 0 | 0 | 8 |
| 02:00 - 03:00 | 10 | 0 | 0 | 10 | 5 | 0 | 0 | 5 | 5 | 0 | 0 | 5 |
| 03:00 - 04:00 | 9 | 0 | 1 | 10 | 4 | 0 | 0 | 5 | 5 | 0 | 0 | 5 |
| 04:00 - 05:00 | 19 | 1 | 0 | 20 | 7 | 0 | 0 | 7 | 12 | 1 | 0 | 13 |
| 05:00 - 06:00 | 61 | 3 | 5 | 69 | 15 | 1 | 1 | 16 | 46 | 2 | 4 | 53 |
| 06:00 - 07:00 | 178 | 5 | 8 | 191 | 51 | 1 | 2 | 54 | 127 | 4 | 6 | 137 |
| 07:00 - 08:00 | 293 | 6 | 11 | 310 | 119 | 3 | 5 | 127 | 174 | 3 | 6 | 183 |
| 08:00 - 09:00 | 349 | 9 | 10 | 369 | 169 | 5 | 6 | 180 | 180 | 4 | 4 | 188 |
| 09:00 - 10:00 | 313 | 12 | 9 | 334 | 152 | 7 | 5 | 164 | 161 | 5 | 4 | 170 |
| 10:00 - 11:00 | 334 | 15 | 11 | 360 | 171 | 8 | 6 | 185 | 162 | 8 | 5 | 175 |
| 11:00 - 12:00 | 348 | 14 | 11 | 374 | 184 | 8 | 6 | 199 | 164 | 6 | 4 | 175 |
| 12:00 - 13:00 | 371 | 14 | 9 | 394 | 192 | 8 | 5 | 204 | 179 | 7 | 4 | 190 |
| 13:00 - 14:00 | 381 | 14 | 11 | 406 | 197 | 7 | 7 | 211 | 184 | 7 | 4 | 195 |
| 14:00 - 15:00 | 403 | 13 | 10 | 426 | 218 | 6 | 5 | 230 | 184 | 6 | 5 | 196 |
| 15:00 - 16:00 | 412 | 12 | 11 | 435 | 226 | 6 | 7 | 239 | 186 | 6 | 4 | 196 |
| 16:00 - 17:00 | 456 | 10 | 12 | 478 | 262 | 6 | 7 | 275 | 194 | 4 | 4 | 202 |
| 17:00 - 18:00 | 454 | 6 | 7 | 468 | 258 | 4 | 5 | 267 | 197 | 2 | 2 | 201 |
| 18:00 - 19:00 | 322 | 4 | 5 | 331 | 188 | 3 | 3 | 194 | 134 | 2 | 2 | 137 |
| 19:00 - 20:00 | 231 | 3 | 5 | 239 | 127 | 2 | 3 | 133 | 104 | 1 | 1 | 106 |
| 20:00 - 21:00 | 211 | 2 | 3 | 215 | 115 | 1 | 2 | 118 | 95 | 1 | 2 | 98 |
| 21:00 - 22:00 | 157 | 4 | 2 | 162 | 86 | 2 | 1 | 90 | 70 | 2 | 1 | 73 |
| 22:00 - 23:00 | 117 | 2 | 2 | 121 | 66 | 0 | 1 | 68 | 51 | 1 | 1 | 53 |
| 23:00 - 24:00 | 69 | 0 | 1 | 70 | 42 | 0 | 1 | 42 | 28 | 0 | 0 | 28 |
| Etmaal (0-24u) | 5561 | 151 | 145 | 5857 | 2892 | 79 | 80 | 3051 | 2669 | 71 | 65 | 2805 |
| Dag (7-19u) | 4435 | 130 | 117 | 4682 | 2336 | 71 | 68 | 2475 | 2100 | 59 | 49 | 2208 |
| Avond (19-23u) | 716 | 10 | 12 | 737 | 395 | 5 | 7 | 408 | 320 | 5 | 4 | 329 |
| Nacht (23-7u) | 410 | 11 | 16 | 437 | 161 | 3 | 4 | 168 | 249 | 8 | 12 | 269 |
| Ochtendspits (7-9u) | 642 | 15 | 21 | 679 | 288 | 8 | 11 | 308 | 354 | 7 | 10 | 371 |
| Avondspits (16-18u) | 910 | 16 | 19 | 945 | 519 | 10 | 13 | 542 | 391 | 6 | 7 | 403 |

Voertuigclassificatie

Voertuigclassificatie op basis van ascombinaties

L = Licht verkeer (2 assen, asafstand < 3,7 m)

M = Middelzwaar verkeer (2 assen, asafstand > 3,7 m)

Z = Zwaar verkeer (3 of meer assen)

VERKEERSTELLING

Motorvoertuigen

RANDWEG (N523), NEDERHORST DEN BERG

Tussen Vreelandseweg en Middenweg

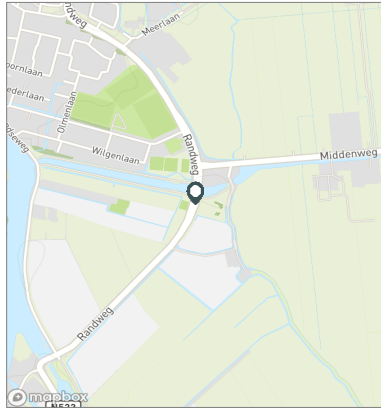


Meetlocatie

Randweg (N523)
Nederhorst den Berg
Tussen Vreelandseweg en Middenweg
Ri. 1 = Ri. Noord (Middenweg)
Ri. 2 = Ri. Zuid (Vreelandseweg)

Meting

Meetperiode: 13 juni t/m 4 juli 2024
Methodiek: Telslangen
In opdracht van: Gemeente Wijdemeren
Uitgevoerd door: MetroCount



Voertuigclassificatie

Voertuigclassificatie op basis van ascombinaties
L = Licht verkeer (2 assen, asafstand < 3,7 m)
M = Middelzwaar verkeer (2 assen, asafstand > 3,7 m)
Z = Zwaar verkeer (3 of meer assen)

Validatie

■ = Compleet en representatief
■ = Niet representatief
■ = Niet compleet
■ = Feestdag

DOORSNEDE

| | vr 14-6 | za 15-6 | zo 16-6 | ma 17-6 | di 18-6 | wo 19-6 | do 20-6 | vr 21-6 | za 22-6 | zo 23-6 |
|----------------------------|-------------|-------------|-------------|-------------|-------------|-------------|-------------|-------------|-------------|-------------|
| 00:00 - 01:00 | 38 | 61 | 72 | 14 | 30 | 29 | 30 | 41 | 76 | 100 |
| 01:00 - 02:00 | 14 | 30 | 36 | 8 | 6 | 16 | 11 | 8 | 49 | 70 |
| 02:00 - 03:00 | 3 | 17 | 22 | 3 | 3 | 10 | 12 | 5 | 20 | 31 |
| 03:00 - 04:00 | 14 | 12 | 12 | 5 | 6 | 10 | 11 | 11 | 8 | 12 |
| 04:00 - 05:00 | 20 | 18 | 20 | 26 | 26 | 23 | 17 | 19 | 14 | 16 |
| 05:00 - 06:00 | 86 | 21 | 11 | 78 | 97 | 86 | 96 | 79 | 27 | 17 |
| 06:00 - 07:00 | 208 | 60 | 32 | 280 | 263 | 256 | 248 | 220 | 92 | 30 |
| 07:00 - 08:00 | 384 | 136 | 32 | 435 | 447 | 379 | 431 | 330 | 143 | 37 |
| 08:00 - 09:00 | 409 | 293 | 99 | 523 | 470 | 437 | 439 | 440 | 201 | 94 |
| 09:00 - 10:00 | 373 | 346 | 160 | 352 | 349 | 338 | 334 | 386 | 309 | 185 |
| 10:00 - 11:00 | 405 | 398 | 235 | 322 | 365 | 371 | 360 | 391 | 458 | 282 |
| 11:00 - 12:00 | 419 | 511 | 305 | 335 | 322 | 366 | 342 | 406 | 522 | 386 |
| 12:00 - 13:00 | 432 | 471 | 378 | 314 | 311 | 439 | 378 | 384 | 544 | 397 |
| 13:00 - 14:00 | 449 | 430 | 348 | 342 | 375 | 397 | 372 | 422 | 554 | 407 |
| 14:00 - 15:00 | 463 | 488 | 401 | 452 | 388 | 394 | 405 | 441 | 536 | 448 |
| 15:00 - 16:00 | 445 | 432 | 251 | 452 | 432 | 480 | 424 | 443 | 431 | 384 |
| 16:00 - 17:00 | 495 | 395 | 190 | 499 | 506 | 553 | 548 | 506 | 448 | 339 |
| 17:00 - 18:00 | 446 | 330 | 314 | 499 | 507 | 509 | 565 | 459 | 429 | 338 |
| 18:00 - 19:00 | 364 | 293 | 213 | 344 | 347 | 387 | 382 | 334 | 247 | 272 |
| 19:00 - 20:00 | 215 | 194 | 182 | 230 | 244 | 250 | 305 | 214 | 259 | 233 |
| 20:00 - 21:00 | 193 | 154 | 234 | 190 | 188 | 207 | 226 | 212 | 238 | 199 |
| 21:00 - 22:00 | 146 | 137 | 125 | 137 | 138 | 179 | 178 | 105 | 174 | 161 |
| 22:00 - 23:00 | 118 | 112 | 89 | 103 | 115 | 133 | 123 | 75 | 153 | 102 |
| 23:00 - 24:00 | 86 | 88 | 41 | 67 | 52 | 55 | 78 | 136 | 120 | 48 |
| Etmaal (0-24u) | 6225 | 5427 | 3802 | 6010 | 5987 | 6304 | 6315 | 6067 | 6052 | 4588 |
| Dag (7-19u) | 5084 | 4523 | 2926 | 4869 | 4819 | 5050 | 4980 | 4942 | 4822 | 3569 |
| Avond (19-23u) | 672 | 597 | 630 | 660 | 685 | 769 | 832 | 606 | 824 | 695 |
| Nacht (23-7u) | 469 | 307 | 246 | 481 | 483 | 485 | 503 | 519 | 406 | 324 |
| Ochtendspits (7-9u) | 793 | 429 | 131 | 958 | 917 | 816 | 870 | 770 | 344 | 131 |
| Avondspits (16-18u) | 941 | 725 | 504 | 998 | 1013 | 1062 | 1113 | 965 | 877 | 677 |
| Validatie | | | | | | | | | | |

DOORSNEDE

| | vr 14-6 | za 15-6 | zo 16-6 | ma 17-6 | di 18-6 | wo 19-6 | do 20-6 | vr 21-6 | za 22-6 | zo 23-6 |
|-------------------|------------|------------|------------|------------|------------|------------|------------|------------|------------|------------|
| Ri. Noord | 3194 | 2868 | 1980 | 3215 | 3080 | 3285 | 3276 | 3165 | 3206 | 2381 |
| Ri. Zuid | 3031 | 2559 | 1822 | 2795 | 2907 | 3019 | 3039 | 2902 | 2846 | 2207 |
| Ri. Noord | 51% | 53% | 52% | 53% | 51% | 52% | 52% | 52% | 53% | 52% |
| Ri. Zuid | 49% | 47% | 48% | 47% | 49% | 48% | 48% | 48% | 47% | 48% |
| Licht (L) | 5922 | 5247 | 3758 | 5680 | 5648 | 5968 | 5965 | 5705 | 5887 | 4502 |
| Middelzwaar (M) | 146 | 85 | 18 | 176 | 199 | 181 | 159 | 197 | 88 | 37 |
| Zwaar (Z) | 157 | 95 | 26 | 154 | 140 | 155 | 191 | 165 | 77 | 49 |
| % Licht (L) | 95,1% | 96,7% | 98,8% | 94,5% | 94,3% | 94,7% | 94,5% | 94,0% | 97,3% | 98,1% |
| % Middelzwaar (M) | 2,3% | 1,6% | 0,5% | 2,9% | 3,3% | 2,9% | 2,5% | 3,2% | 1,5% | 0,8% |
| % Zwaar (Z) | 2,5% | 1,8% | 0,7% | 2,6% | 2,3% | 2,5% | 3,0% | 2,7% | 1,3% | 1,1% |

VERKEERSTELLING

Motorvoertuigen

RANDWEG (N523), NEDERHORST DEN BERG

Tussen Vreelandseweg en Middenweg

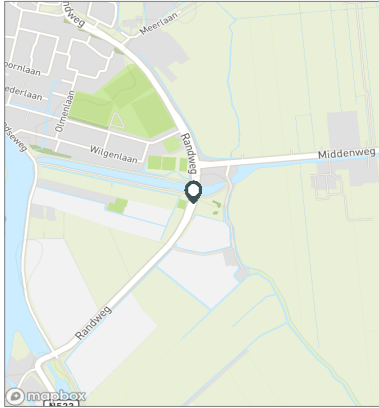


Meetlocatie

Randweg (N523)
Nederhorst den Berg
Tussen Vreelandseweg en Middenweg
Ri. 1 = Ri. Noord (Middenweg)
Ri. 2 = Ri. Zuid (Vreelandseweg)

Meting

Meetperiode: 13 juni t/m 4 juli 2024
Methodiek: Telslangen
In opdracht van: Gemeente Wijdemeren
Uitgevoerd door: MetroCount



Voertuigclassificatie

Voertuigclassificatie op basis van ascombinaties
L = Licht verkeer (2 assen, asafstand < 3,7 m)
M = Middelzwaar verkeer (2 assen, asafstand > 3,7 m)
Z = Zwaar verkeer (3 of meer assen)

Validatie

■ = Compleet en representatief
■ = Niet representatief
■ = Niet compleet
■ = Feestdag

DOORSNEDE

| | ma 24-6 | di 25-6 | wo 26-6 | do 27-6 | vr 28-6 | za 29-6 | zo 30-6 | ma 1-7 | di 2-7 | wo 3-7 |
|----------------------------|-------------|-------------|-------------|-------------|-------------|-------------|-------------|-------------|-------------|-------------|
| 00:00 - 01:00 | 17 | 35 | 46 | 50 | 44 | 86 | 69 | 20 | 25 | 33 |
| 01:00 - 02:00 | 10 | 10 | 13 | 14 | 19 | 43 | 43 | 15 | 7 | 3 |
| 02:00 - 03:00 | 8 | 9 | 5 | 5 | 10 | 20 | 10 | 3 | 6 | 5 |
| 03:00 - 04:00 | 8 | 11 | 12 | 7 | 10 | 16 | 13 | 5 | 9 | 11 |
| 04:00 - 05:00 | 39 | 20 | 17 | 17 | 22 | 12 | 14 | 29 | 25 | 16 |
| 05:00 - 06:00 | 96 | 93 | 72 | 84 | 82 | 25 | 16 | 102 | 97 | 89 |
| 06:00 - 07:00 | 273 | 262 | 244 | 250 | 202 | 54 | 31 | 254 | 256 | 234 |
| 07:00 - 08:00 | 387 | 445 | 392 | 397 | 342 | 94 | 48 | 394 | 419 | 431 |
| 08:00 - 09:00 | 498 | 447 | 436 | 444 | 428 | 171 | 107 | 422 | 476 | 445 |
| 09:00 - 10:00 | 349 | 399 | 387 | 371 | 434 | 280 | 186 | 354 | 387 | 372 |
| 10:00 - 11:00 | 360 | 354 | 393 | 390 | 431 | 396 | 245 | 319 | 334 | 376 |
| 11:00 - 12:00 | 336 | 374 | 352 | 381 | 396 | 399 | 298 | 345 | 333 | 356 |
| 12:00 - 13:00 | 382 | 331 | 379 | 400 | 456 | 411 | 363 | 389 | 329 | 397 |
| 13:00 - 14:00 | 354 | 389 | 430 | 357 | 455 | 422 | 451 | 375 | 386 | 419 |
| 14:00 - 15:00 | 362 | 412 | 398 | 411 | 447 | 403 | 380 | 435 | 419 | 389 |
| 15:00 - 16:00 | 462 | 464 | 440 | 443 | 486 | 441 | 367 | 473 | 451 | 466 |
| 16:00 - 17:00 | 542 | 571 | 551 | 492 | 496 | 421 | 369 | 520 | 540 | 538 |
| 17:00 - 18:00 | 503 | 547 | 580 | 487 | 466 | 350 | 323 | 525 | 527 | 555 |
| 18:00 - 19:00 | 363 | 289 | 453 | 381 | 366 | 297 | 242 | 323 | 271 | 376 |
| 19:00 - 20:00 | 242 | 150 | 320 | 303 | 267 | 245 | 178 | 273 | 134 | 275 |
| 20:00 - 21:00 | 208 | 216 | 244 | 256 | 251 | 272 | 199 | 197 | 226 | 206 |
| 21:00 - 22:00 | 147 | 171 | 218 | 232 | 189 | 151 | 141 | 175 | 117 | 174 |
| 22:00 - 23:00 | 89 | 124 | 154 | 147 | 185 | 147 | 69 | 104 | 139 | 129 |
| 23:00 - 24:00 | 48 | 54 | 65 | 73 | 106 | 106 | 40 | 43 | 55 | 54 |
| Etmaal (0-24u) | 6083 | 6177 | 6601 | 6392 | 6590 | 5262 | 4202 | 6094 | 5968 | 6349 |
| Dag (7-19u) | 4898 | 5022 | 5191 | 4954 | 5203 | 4085 | 3379 | 4874 | 4872 | 5120 |
| Avond (19-23u) | 686 | 661 | 936 | 938 | 892 | 815 | 587 | 749 | 616 | 784 |
| Nacht (23-7u) | 499 | 494 | 474 | 500 | 495 | 362 | 236 | 471 | 480 | 445 |
| Ochtendspits (7-9u) | 885 | 892 | 828 | 841 | 770 | 265 | 155 | 816 | 895 | 876 |
| Avondspits (16-18u) | 1045 | 1118 | 1131 | 979 | 962 | 771 | 692 | 1045 | 1067 | 1093 |
| Validatie | | | | | | | | | | |

DOORSNEDE

| | ma 24-6 | di 25-6 | wo 26-6 | do 27-6 | vr 28-6 | za 29-6 | zo 30-6 | ma 1-7 | di 2-7 | wo 3-7 |
|-------------------|------------|------------|------------|------------|------------|------------|------------|-----------|-----------|-----------|
| Ri. Noord | 3086 | 3165 | 3365 | 3343 | 3491 | 2841 | 2218 | 3136 | 3066 | 3317 |
| Ri. Zuid | 2997 | 3012 | 3236 | 3049 | 3099 | 2421 | 1984 | 2958 | 2902 | 3032 |
| Ri. Noord | 51% | 51% | 51% | 52% | 53% | 54% | 53% | 51% | 51% | 52% |
| Ri. Zuid | 49% | 49% | 49% | 48% | 47% | 46% | 47% | 49% | 49% | 48% |
| Licht (L) | 5697 | 5768 | 6224 | 5991 | 6196 | 5113 | 4123 | 5679 | 5619 | 6002 |
| Middelzwaar (M) | 182 | 211 | 186 | 220 | 204 | 73 | 36 | 210 | 182 | 175 |
| Zwaar (Z) | 204 | 198 | 191 | 181 | 190 | 76 | 43 | 205 | 167 | 172 |
| % Licht (L) | 93,7% | 93,4% | 94,3% | 93,7% | 94,0% | 97,2% | 98,1% | 93,2% | 94,2% | 94,5% |
| % Middelzwaar (M) | 3,0% | 3,4% | 2,8% | 3,4% | 3,1% | 1,4% | 0,9% | 3,4% | 3,0% | 2,8% |
| % Zwaar (Z) | 3,4% | 3,2% | 2,9% | 2,8% | 2,9% | 1,4% | 1,0% | 3,4% | 2,8% | 2,7% |

VERKEERSTELLING

Motorvoertuigen

RANDWEG (N523), NEDERHORST DEN BERG

Tussen Vreelandseweg en Middenweg

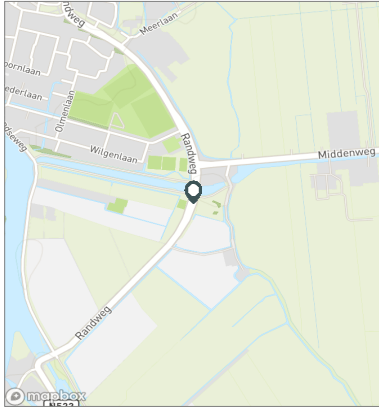


Meetlocatie

Randweg (N523)
Nederhorst den Berg
Tussen Vreelandseweg en Middenweg
Ri. 1 = Ri. Noord (Middenweg)
Ri. 2 = Ri. Zuid (Vreelandseweg)

Meting

Meetperiode: 13 juni t/m 4 juli 2024
Methodiek: Telslangen
In opdracht van: Gemeente Wijdemeren
Uitgevoerd door: MetroCount



Voertuigclassificatie

Voertuigclassificatie op basis van ascombinaties
L = Licht verkeer (2 assen, asafstand < 3,7 m)
M = Middelzwaar verkeer (2 assen, asafstand > 3,7 m)
Z = Zwaar verkeer (3 of meer assen)

SNELHEDEN WEEKDAG

| | Doorsnede | | Ri. Noord | | Ri. Zuid | |
|---------------|------------|-----|------------|-----|------------|-----|
| | Gemiddelde | V85 | Gemiddelde | V85 | Gemiddelde | V85 |
| 00:00 - 01:00 | 55 | 66 | 56 | 67 | 54 | 64 |
| 01:00 - 02:00 | 57 | 67 | 58 | 68 | 54 | 65 |
| 02:00 - 03:00 | 56 | 68 | 58 | 69 | 54 | 66 |
| 03:00 - 04:00 | 59 | 69 | 57 | 67 | 60 | 78 |
| 04:00 - 05:00 | 55 | 67 | 56 | 66 | 55 | 68 |
| 05:00 - 06:00 | 57 | 69 | 59 | 69 | 56 | 69 |
| 06:00 - 07:00 | 58 | 69 | 57 | 67 | 59 | 69 |
| 07:00 - 08:00 | 57 | 66 | 54 | 62 | 58 | 68 |
| 08:00 - 09:00 | 55 | 65 | 53 | 61 | 58 | 67 |
| 09:00 - 10:00 | 54 | 64 | 52 | 60 | 56 | 66 |
| 10:00 - 11:00 | 53 | 62 | 51 | 59 | 55 | 65 |
| 11:00 - 12:00 | 53 | 61 | 51 | 59 | 55 | 65 |
| 12:00 - 13:00 | 53 | 62 | 51 | 59 | 55 | 65 |
| 13:00 - 14:00 | 53 | 62 | 51 | 59 | 55 | 65 |
| 14:00 - 15:00 | 53 | 62 | 51 | 59 | 55 | 65 |
| 15:00 - 16:00 | 53 | 62 | 52 | 59 | 55 | 65 |
| 16:00 - 17:00 | 54 | 62 | 52 | 60 | 56 | 65 |
| 17:00 - 18:00 | 55 | 64 | 53 | 62 | 57 | 66 |
| 18:00 - 19:00 | 55 | 65 | 54 | 63 | 58 | 67 |
| 19:00 - 20:00 | 56 | 66 | 54 | 64 | 58 | 67 |
| 20:00 - 21:00 | 56 | 66 | 55 | 64 | 57 | 67 |
| 21:00 - 22:00 | 56 | 66 | 55 | 65 | 57 | 67 |
| 22:00 - 23:00 | 55 | 65 | 54 | 64 | 56 | 67 |
| 23:00 - 24:00 | 56 | 66 | 55 | 65 | 57 | 68 |
| Gemiddelde | 54 | 64 | 53 | 61 | 56 | 66 |

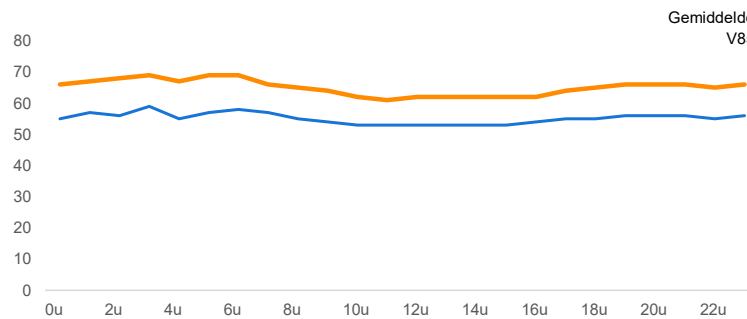
SNELHEDEN PER DAGSOORT

| | Doorsnede | | Ri. Noord | | Ri. Zuid | |
|-----------|------------|-----|------------|-----|------------|-----|
| | Gemiddelde | V85 | Gemiddelde | V85 | Gemiddelde | V85 |
| Maandag | 55 | 64 | 53 | 61 | 57 | 67 |
| Dinsdag | 55 | 65 | 53 | 61 | 57 | 67 |
| Woensdag | 55 | 64 | 53 | 61 | 56 | 67 |
| Donderdag | 54 | 64 | 53 | 60 | 56 | 66 |
| Vrijdag | 54 | 64 | 52 | 60 | 56 | 66 |
| Zaterdag | 54 | 63 | 52 | 60 | 56 | 65 |
| Zondag | 55 | 64 | 53 | 62 | 56 | 66 |
| Werkdag | 54 | 64 | 53 | 61 | 56 | 66 |
| Weekdag | 54 | 64 | 53 | 61 | 56 | 66 |

SNELHEIDSVERDELING WEEKDAG

| | Doorsnede | | Ri. Noord | | Ri. Zuid | |
|--------------|-----------|--------------|-----------|--------------|----------|--------------|
| | % | Cumulatief % | % | Cumulatief % | % | Cumulatief % |
| < 20 km/u | 0,1% | 0,1% | 0,2% | 0,2% | 0,0% | 0,0% |
| 20 - 30 km/u | 0,6% | 0,7% | 0,8% | 1,0% | 0,3% | 0,3% |
| 30 - 40 km/u | 3,7% | 4,4% | 4,3% | 5,4% | 3,1% | 3,4% |
| 40 - 50 km/u | 24,1% | 28,5% | 29,3% | 34,7% | 18,3% | 21,8% |
| 50 - 60 km/u | 48,5% | 77,0% | 49,3% | 84,0% | 47,6% | 69,4% |
| 60 - 70 km/u | 19,3% | 96,2% | 14,0% | 98,0% | 25,0% | 94,3% |
| 70 - 80 km/u | 3,1% | 99,4% | 1,7% | 99,7% | 4,7% | 99,0% |
| > 80 km/u | 0,6% | 100,0% | 0,3% | 100,0% | 1,0% | 100,0% |

UURVERLOOP SNELHEDEN



SNELHEIDSVERDELING DOORSNEDE

