

VERKEERSTELLING

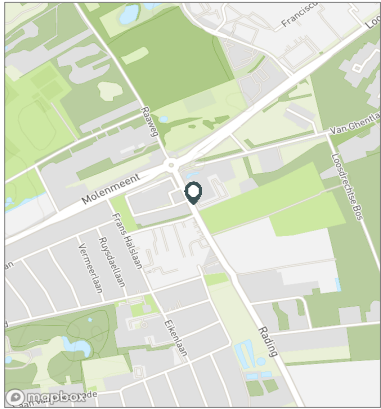
Motorvoertuigen

Meetlocatie

Rading
Loosdrecht
Tussen Oude Molenmeent en Loosdrechtseweg (N403)
Ri. 1 = Ri. Noordwest (Loosdrechtseweg (N403))
Ri. 2 = Ri. Zuidoost (Oude Molenmeent)

Meting

Meetperiode: 12 juni t/m 3 juli 2024
Methodiek: Telslangen
In opdracht van: Gemeente Wijdemeren
Uitgevoerd door: MetroCount



Voertuigclassificatie

Voertuigclassificatie op basis van ascombinaties
L = Licht verkeer (2 assen, asafstand < 3,7 m)
M = Middelzwaar verkeer (2 assen, asafstand > 3,7 m)
Z = Zwaar verkeer (3 of meer assen)

RADING, LOOSDRECHT

Tussen Oude Molenmeent en Loosdrechtseweg (N403)



INTENSITEITEN

| | Doorsnede | | Ri. Noordwest | | Ri. Zuidoost | | | |
|---------------------|-----------|---------|---------------|---------|--------------|---------|------|------|
| | Werkdag | Weekdag | Werkdag | Weekdag | Werkdag | Weekdag | | |
| Etmaal (0-24u) | 8932 | 100% | 8233 | 100% | 4215 | 3871 | 4717 | 4362 |
| Dag (7-19u) | 7503 | 84,0% | 6897 | 83,8% | 3529 | 3235 | 3973 | 3662 |
| Avond (19-23u) | 1060 | 11,9% | 986 | 12,0% | 504 | 469 | 556 | 517 |
| Nacht (23-7u) | 370 | 4,1% | 350 | 4,2% | 182 | 167 | 188 | 183 |
| Ochtendspits (7-9u) | 1078 | 12,1% | 860 | 10,4% | 478 | 384 | 600 | 476 |
| Avondspits (16-18u) | 1611 | 18,0% | 1424 | 17,3% | 800 | 695 | 811 | 728 |

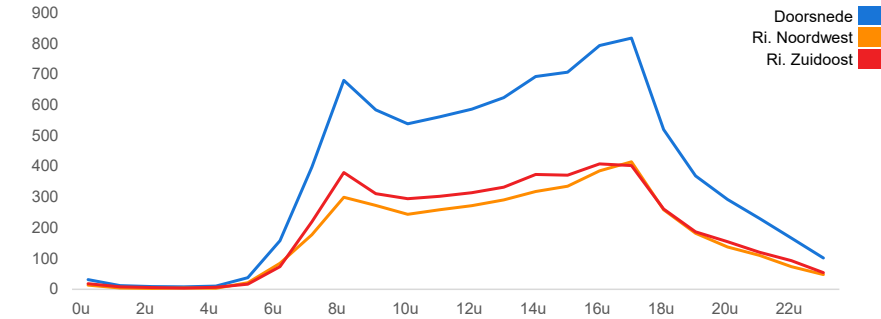
UURCIJFERS

| | Doorsnede | | Ri. Noordwest | | Ri. Zuidoost | | | |
|---------------|-----------|---------|---------------|---------|--------------|---------|-----|-----|
| | Werkdag | Weekdag | Werkdag | Weekdag | Werkdag | Weekdag | | |
| 00:00 - 01:00 | 31 | 0,4% | 43 | 0,5% | 13 | 19 | 18 | 24 |
| 01:00 - 02:00 | 12 | 0,1% | 20 | 0,2% | 4 | 8 | 8 | 12 |
| 02:00 - 03:00 | 9 | 0,1% | 12 | 0,2% | 3 | 4 | 6 | 9 |
| 03:00 - 04:00 | 8 | 0,1% | 9 | 0,1% | 4 | 4 | 4 | 5 |
| 04:00 - 05:00 | 11 | 0,1% | 11 | 0,1% | 4 | 4 | 7 | 7 |
| 05:00 - 06:00 | 38 | 0,4% | 32 | 0,4% | 21 | 17 | 17 | 15 |
| 06:00 - 07:00 | 158 | 1,8% | 122 | 1,5% | 85 | 65 | 74 | 58 |
| 07:00 - 08:00 | 398 | 4,5% | 309 | 3,8% | 178 | 140 | 220 | 169 |
| 08:00 - 09:00 | 680 | 7,6% | 551 | 6,7% | 300 | 244 | 380 | 307 |
| 09:00 - 10:00 | 584 | 6,5% | 516 | 6,3% | 273 | 240 | 311 | 276 |
| 10:00 - 11:00 | 539 | 6,0% | 522 | 6,3% | 244 | 238 | 295 | 285 |
| 11:00 - 12:00 | 562 | 6,3% | 555 | 6,7% | 259 | 252 | 303 | 303 |
| 12:00 - 13:00 | 586 | 6,6% | 599 | 7,3% | 272 | 277 | 314 | 321 |
| 13:00 - 14:00 | 624 | 7,0% | 623 | 7,6% | 291 | 292 | 333 | 331 |
| 14:00 - 15:00 | 693 | 7,8% | 675 | 8,2% | 318 | 315 | 374 | 360 |
| 15:00 - 16:00 | 706 | 7,9% | 656 | 8,0% | 335 | 313 | 371 | 343 |
| 16:00 - 17:00 | 793 | 8,9% | 705 | 8,6% | 385 | 337 | 408 | 368 |
| 17:00 - 18:00 | 817 | 9,2% | 719 | 8,7% | 415 | 358 | 403 | 360 |
| 18:00 - 19:00 | 520 | 5,8% | 469 | 5,7% | 259 | 230 | 261 | 239 |
| 19:00 - 20:00 | 369 | 4,1% | 339 | 4,1% | 182 | 166 | 187 | 173 |
| 20:00 - 21:00 | 293 | 3,3% | 278 | 3,4% | 138 | 133 | 155 | 145 |
| 21:00 - 22:00 | 231 | 2,6% | 216 | 2,6% | 110 | 103 | 121 | 113 |
| 22:00 - 23:00 | 167 | 1,9% | 154 | 1,9% | 74 | 68 | 93 | 86 |
| 23:00 - 24:00 | 102 | 1,1% | 99 | 1,2% | 48 | 45 | 54 | 54 |

VOERTUIGVERDELING

| | Doorsnede | | Ri. Noordwest | | Ri. Zuidoost | | | |
|-----------------|-----------|---------|---------------|---------|--------------|---------|-------|-------|
| | Werkdag | Weekdag | Werkdag | Weekdag | Werkdag | Weekdag | | |
| Licht (L) | 8698 | 97,4% | 8035 | 97,6% | 97,5% | 97,7% | 97,2% | 97,5% |
| Middelzwaar (M) | 148 | 1,7% | 124 | 1,5% | 1,5% | 1,3% | 1,8% | 1,6% |
| Zwaar (Z) | 87 | 1,0% | 74 | 0,9% | 1,0% | 0,9% | 1,0% | 0,9% |

UURVERLOOP WERKDAG PER RIJRICHTING



ETMAALTOTALEN

| | Aantal voertuigen |
|-----------|-------------------|
| do 13-jun | 9252 |
| vr 14-jun | 9263 |
| za 15-jun | 7670 |
| zo 16-jun | 5167 |
| ma 17-jun | 8676 |
| di 18-jun | 8825 |
| wo 19-jun | 9089 |
| do 20-jun | 9240 |
| vr 21-jun | 9116 |
| za 22-jun | 7394 |
| zo 23-jun | 5681 |
| ma 24-jun | 8509 |
| di 25-jun | 8341 |
| wo 26-jun | 8754 |
| do 27-jun | 9293 |
| vr 28-jun | 9151 |
| za 29-jun | 7430 |
| zo 30-jun | 5573 |
| ma 1-jul | 8521 |
| di 2-jul | 8785 |

SNELHEID

| | Doorsnede | Ri. Noordwest | Ri. Zuidoost |
|-------------------|-----------|---------------|--------------|
| Gem. snelheid V85 | 41 | 40 | 42 |
| < 20 km/u | 1,1% | 1,6% | 0,6% |
| 20 - 30 km/u | 6,2% | 7,9% | 4,6% |
| 30 - 40 km/u | 35,2% | 39,3% | 31,6% |
| 40 - 50 km/u | 50% | 45,6% | 53,8% |
| 50 - 60 km/u | 6,8% | 5,1% | 8,3% |
| 60 - 70 km/u | 0,7% | 0,4% | 0,9% |
| 70 - 80 km/u | 0,1% | 0,1% | 0,2% |
| > 80 km/u | 0% | 0% | 0,1% |

VERKEERSTELLING

Motorvoertuigen

RADING, LOOSDRECHT

Tussen Oude Molenmeent en Loosdrechtseweg (N403)

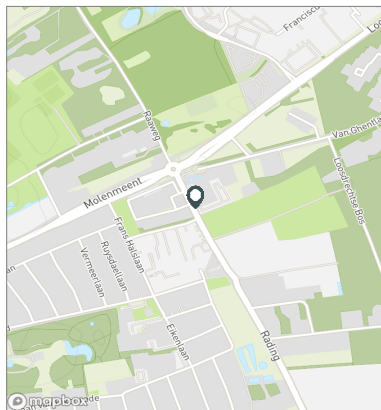


Meetlocatie

Rading
Loosdrecht
Tussen Oude Molenmeent en Loosdrechtseweg (N403)
Ri. 1 = Ri. Noordwest (Loosdrechtseweg (N403))
Ri. 2 = Ri. Zuidoost (Oude Molenmeent)

Meting

Meetperiode: 12 juni t/m 3 juli 2024
Methodiek: Telslangen
In opdracht van: Gemeente Wijdemeren
Uitgevoerd door: MetroCount



WERKDAG

| | Doorsnede | | | | Ri. Noordwest | | | | Ri. Zuidoost | | | |
|----------------------------|-------------|------------|-----------|-------------|---------------|-----------|-----------|-------------|--------------|-----------|-----------|-------------|
| | L | M | Z | Tot | L | M | Z | Tot | L | M | Z | Tot |
| 00:00 - 01:00 | 31 | 0 | 0 | 31 | 13 | 0 | 0 | 13 | 18 | 0 | 0 | 18 |
| 01:00 - 02:00 | 12 | 0 | 0 | 12 | 4 | 0 | 0 | 4 | 8 | 0 | 0 | 8 |
| 02:00 - 03:00 | 9 | 0 | 0 | 9 | 3 | 0 | 0 | 3 | 6 | 0 | 0 | 6 |
| 03:00 - 04:00 | 8 | 0 | 0 | 8 | 4 | 0 | 0 | 4 | 4 | 0 | 0 | 4 |
| 04:00 - 05:00 | 10 | 0 | 0 | 11 | 4 | 0 | 0 | 4 | 6 | 0 | 0 | 7 |
| 05:00 - 06:00 | 37 | 1 | 0 | 38 | 21 | 0 | 0 | 21 | 16 | 1 | 0 | 17 |
| 06:00 - 07:00 | 153 | 2 | 3 | 158 | 81 | 1 | 2 | 85 | 72 | 1 | 0 | 74 |
| 07:00 - 08:00 | 385 | 7 | 6 | 398 | 172 | 2 | 4 | 178 | 213 | 5 | 2 | 220 |
| 08:00 - 09:00 | 664 | 9 | 7 | 680 | 293 | 4 | 3 | 300 | 371 | 5 | 3 | 380 |
| 09:00 - 10:00 | 564 | 13 | 7 | 584 | 263 | 6 | 4 | 273 | 301 | 7 | 3 | 311 |
| 10:00 - 11:00 | 521 | 12 | 6 | 539 | 236 | 5 | 2 | 244 | 285 | 7 | 3 | 295 |
| 11:00 - 12:00 | 540 | 13 | 8 | 562 | 248 | 6 | 4 | 259 | 292 | 7 | 4 | 303 |
| 12:00 - 13:00 | 567 | 13 | 6 | 586 | 265 | 5 | 2 | 272 | 302 | 8 | 4 | 314 |
| 13:00 - 14:00 | 604 | 14 | 6 | 624 | 283 | 6 | 3 | 291 | 322 | 8 | 4 | 333 |
| 14:00 - 15:00 | 671 | 14 | 7 | 693 | 310 | 6 | 3 | 318 | 362 | 8 | 4 | 374 |
| 15:00 - 16:00 | 686 | 14 | 6 | 706 | 326 | 6 | 3 | 335 | 360 | 8 | 3 | 371 |
| 16:00 - 17:00 | 774 | 11 | 9 | 793 | 377 | 5 | 4 | 385 | 398 | 5 | 5 | 408 |
| 17:00 - 18:00 | 805 | 7 | 6 | 817 | 410 | 3 | 3 | 415 | 395 | 4 | 3 | 403 |
| 18:00 - 19:00 | 510 | 6 | 3 | 520 | 254 | 3 | 2 | 259 | 256 | 4 | 2 | 261 |
| 19:00 - 20:00 | 363 | 4 | 2 | 369 | 179 | 2 | 1 | 182 | 184 | 2 | 1 | 187 |
| 20:00 - 21:00 | 288 | 3 | 2 | 293 | 136 | 1 | 1 | 138 | 152 | 2 | 1 | 155 |
| 21:00 - 22:00 | 228 | 2 | 1 | 231 | 109 | 1 | 1 | 110 | 119 | 1 | 1 | 121 |
| 22:00 - 23:00 | 165 | 1 | 1 | 167 | 73 | 0 | 1 | 74 | 92 | 1 | 0 | 93 |
| 23:00 - 24:00 | 100 | 1 | 1 | 102 | 47 | 0 | 0 | 48 | 53 | 1 | 0 | 54 |
| Etmaal (0-24u) | 8698 | 148 | 87 | 8932 | 4110 | 63 | 42 | 4215 | 4587 | 85 | 45 | 4717 |
| Dag (7-19u) | 7294 | 133 | 76 | 7503 | 3437 | 58 | 35 | 3529 | 3857 | 75 | 41 | 3973 |
| Avond (19-23u) | 1044 | 10 | 7 | 1060 | 496 | 4 | 4 | 504 | 547 | 6 | 3 | 556 |
| Nacht (23-7u) | 360 | 5 | 4 | 370 | 177 | 2 | 3 | 182 | 183 | 3 | 1 | 188 |
| Ochtendspits (7-9u) | 1049 | 16 | 13 | 1078 | 465 | 6 | 7 | 478 | 585 | 10 | 6 | 600 |
| Avondspits (16-18u) | 1579 | 17 | 14 | 1611 | 786 | 8 | 6 | 800 | 793 | 10 | 8 | 811 |

Voertuigclassificatie

Voertuigclassificatie op basis van ascombinaties

L = Licht verkeer (2 assen, asafstand < 3,7 m)

M = Middelzwaar verkeer (2 assen, asafstand > 3,7 m)

Z = Zwaar verkeer (3 of meer assen)

VERKEERSTELLING

Motorvoertuigen

RADING, LOOSDRECHT

Tussen Oude Molenmeent en Loosdrechtseweg (N403)

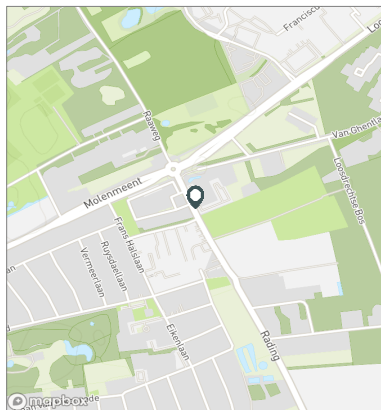


Meetlocatie

Rading
Loosdrecht
Tussen Oude Molenmeent en Loosdrechtseweg (N403)
Ri. 1 = Ri. Noordwest (Loosdrechtseweg (N403))
Ri. 2 = Ri. Zuidoost (Oude Molenmeent)

Meting

Meetperiode: 12 juni t/m 3 juli 2024
Methodiek: Telslangen
In opdracht van: Gemeente Wijdemeren
Uitgevoerd door: MetroCount



WEEKDAG

| | Doorsnede | | | | Ri. Noordwest | | | | Ri. Zuidoost | | | |
|----------------------------|-------------|------------|-----------|-------------|---------------|-----------|-----------|-------------|--------------|-----------|-----------|-------------|
| | L | M | Z | Tot | L | M | Z | Tot | L | M | Z | Tot |
| 00:00 - 01:00 | 43 | 0 | 0 | 43 | 19 | 0 | 0 | 19 | 24 | 0 | 0 | 24 |
| 01:00 - 02:00 | 20 | 0 | 0 | 20 | 8 | 0 | 0 | 8 | 12 | 0 | 0 | 12 |
| 02:00 - 03:00 | 12 | 0 | 0 | 12 | 4 | 0 | 0 | 4 | 8 | 0 | 0 | 9 |
| 03:00 - 04:00 | 9 | 0 | 0 | 9 | 4 | 0 | 0 | 4 | 5 | 0 | 0 | 5 |
| 04:00 - 05:00 | 11 | 0 | 0 | 11 | 4 | 0 | 0 | 4 | 7 | 0 | 0 | 7 |
| 05:00 - 06:00 | 31 | 1 | 0 | 32 | 17 | 0 | 0 | 17 | 14 | 1 | 0 | 15 |
| 06:00 - 07:00 | 119 | 2 | 2 | 122 | 63 | 1 | 2 | 65 | 56 | 1 | 0 | 58 |
| 07:00 - 08:00 | 299 | 5 | 5 | 309 | 135 | 2 | 3 | 140 | 164 | 4 | 2 | 169 |
| 08:00 - 09:00 | 538 | 7 | 6 | 551 | 238 | 3 | 3 | 244 | 300 | 4 | 3 | 307 |
| 09:00 - 10:00 | 500 | 10 | 5 | 516 | 232 | 5 | 3 | 240 | 268 | 5 | 2 | 276 |
| 10:00 - 11:00 | 507 | 10 | 5 | 522 | 231 | 4 | 2 | 238 | 276 | 6 | 3 | 285 |
| 11:00 - 12:00 | 537 | 11 | 7 | 555 | 244 | 5 | 3 | 252 | 293 | 6 | 4 | 303 |
| 12:00 - 13:00 | 582 | 11 | 6 | 599 | 271 | 4 | 2 | 277 | 311 | 6 | 3 | 321 |
| 13:00 - 14:00 | 606 | 11 | 6 | 623 | 285 | 5 | 3 | 292 | 321 | 6 | 3 | 331 |
| 14:00 - 15:00 | 657 | 12 | 6 | 675 | 307 | 5 | 2 | 315 | 350 | 7 | 4 | 360 |
| 15:00 - 16:00 | 639 | 12 | 5 | 656 | 306 | 5 | 2 | 313 | 334 | 7 | 3 | 343 |
| 16:00 - 17:00 | 689 | 9 | 7 | 705 | 330 | 4 | 3 | 337 | 359 | 5 | 4 | 368 |
| 17:00 - 18:00 | 708 | 6 | 5 | 719 | 354 | 2 | 2 | 358 | 354 | 4 | 3 | 360 |
| 18:00 - 19:00 | 460 | 5 | 3 | 469 | 226 | 2 | 1 | 230 | 234 | 3 | 1 | 239 |
| 19:00 - 20:00 | 334 | 4 | 2 | 339 | 164 | 1 | 1 | 166 | 170 | 2 | 1 | 173 |
| 20:00 - 21:00 | 274 | 3 | 2 | 278 | 131 | 1 | 1 | 133 | 143 | 1 | 1 | 145 |
| 21:00 - 22:00 | 212 | 2 | 1 | 216 | 101 | 1 | 1 | 103 | 111 | 2 | 0 | 113 |
| 22:00 - 23:00 | 151 | 1 | 1 | 154 | 67 | 0 | 1 | 68 | 84 | 1 | 1 | 86 |
| 23:00 - 24:00 | 97 | 1 | 1 | 99 | 45 | 0 | 0 | 45 | 52 | 1 | 0 | 54 |
| Etmaal (0-24u) | 8035 | 124 | 74 | 8233 | 3783 | 52 | 36 | 3871 | 4252 | 72 | 38 | 4362 |
| Dag (7-19u) | 6722 | 110 | 65 | 6897 | 3157 | 47 | 30 | 3235 | 3565 | 63 | 34 | 3662 |
| Avond (19-23u) | 971 | 10 | 6 | 986 | 463 | 3 | 3 | 469 | 508 | 6 | 3 | 517 |
| Nacht (23-7u) | 342 | 4 | 4 | 350 | 163 | 1 | 2 | 167 | 179 | 3 | 1 | 183 |
| Ochtendspits (7-9u) | 837 | 13 | 10 | 860 | 373 | 5 | 6 | 384 | 464 | 8 | 4 | 476 |
| Avondspits (16-18u) | 1397 | 15 | 12 | 1424 | 684 | 6 | 5 | 695 | 713 | 9 | 7 | 728 |

Voertuigclassificatie

Voertuigclassificatie op basis van ascombinaties

L = Licht verkeer (2 assen, asafstand < 3,7 m)

M = Middelzwaar verkeer (2 assen, asafstand > 3,7 m)

Z = Zwaar verkeer (3 of meer assen)

VERKEERSTELLING

Motorvoertuigen

RADING, LOOSDRECHT

Tussen Oude Molenmeent en Loosdrechtseweg (N403)

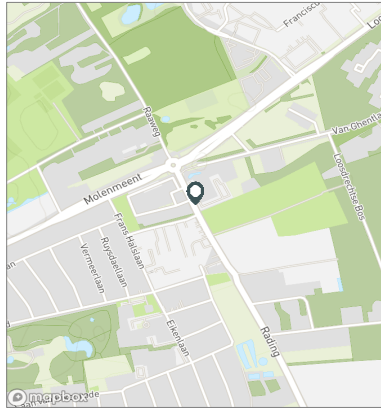


Meetlocatie

Rading
Loosdrecht
Tussen Oude Molenmeent en Loosdrechtseweg (N403)
Ri. 1 = Ri. Noordwest (Loosdrechtseweg (N403))
Ri. 2 = Ri. Zuidoost (Oude Molenmeent)

Meting

Meetperiode: 12 juni t/m 3 juli 2024
Methodiek: Telslangen
In opdracht van: Gemeente Wijdemeren
Uitgevoerd door: MetroCount



Voertuigclassificatie

Voertuigclassificatie op basis van ascombinaties
L = Licht verkeer (2 assen, asafstand < 3,7 m)
M = Middelzwaar verkeer (2 assen, asafstand > 3,7 m)
Z = Zwaar verkeer (3 of meer assen)

Validatie

■ = Compleet en representatief
■ = Niet representatief
■ = Niet compleet
■ = Feestdag

DOORSNEDE

| | do 13-6 | vr 14-6 | za 15-6 | zo 16-6 | ma 17-6 | di 18-6 | wo 19-6 | do 20-6 | vr 21-6 | za 22-6 |
|----------------------------|-------------|-------------|-------------|-------------|-------------|-------------|-------------|-------------|-------------|-------------|
| 00:00 - 01:00 | 15 | 42 | 74 | 64 | 15 | 38 | 40 | 30 | 35 | 71 |
| 01:00 - 02:00 | 11 | 20 | 34 | 49 | 9 | 13 | 11 | 12 | 12 | 37 |
| 02:00 - 03:00 | 6 | 11 | 15 | 27 | 8 | 13 | 18 | 10 | 9 | 19 |
| 03:00 - 04:00 | 13 | 9 | 7 | 8 | 6 | 11 | 2 | 4 | 13 | 13 |
| 04:00 - 05:00 | 9 | 12 | 13 | 12 | 7 | 12 | 9 | 4 | 13 | 17 |
| 05:00 - 06:00 | 40 | 36 | 20 | 17 | 48 | 35 | 29 | 36 | 37 | 13 |
| 06:00 - 07:00 | 190 | 135 | 41 | 20 | 176 | 185 | 164 | 159 | 128 | 46 |
| 07:00 - 08:00 | 461 | 351 | 125 | 61 | 437 | 418 | 397 | 381 | 362 | 119 |
| 08:00 - 09:00 | 750 | 711 | 324 | 132 | 701 | 703 | 676 | 669 | 652 | 349 |
| 09:00 - 10:00 | 597 | 616 | 445 | 221 | 514 | 604 | 556 | 642 | 611 | 449 |
| 10:00 - 11:00 | 481 | 628 | 653 | 333 | 482 | 501 | 527 | 573 | 599 | 580 |
| 11:00 - 12:00 | 604 | 671 | 728 | 390 | 496 | 510 | 576 | 594 | 634 | 616 |
| 12:00 - 13:00 | 591 | 641 | 752 | 562 | 518 | 514 | 655 | 609 | 677 | 715 |
| 13:00 - 14:00 | 610 | 675 | 672 | 554 | 570 | 615 | 668 | 600 | 680 | 694 |
| 14:00 - 15:00 | 691 | 756 | 725 | 590 | 667 | 675 | 666 | 706 | 764 | 674 |
| 15:00 - 16:00 | 716 | 747 | 685 | 361 | 680 | 698 | 707 | 714 | 813 | 593 |
| 16:00 - 17:00 | 763 | 820 | 579 | 260 | 822 | 792 | 800 | 814 | 819 | 582 |
| 17:00 - 18:00 | 824 | 772 | 558 | 368 | 810 | 921 | 845 | 845 | 752 | 503 |
| 18:00 - 19:00 | 616 | 489 | 352 | 304 | 547 | 500 | 521 | 605 | 478 | 358 |
| 19:00 - 20:00 | 427 | 377 | 252 | 256 | 434 | 348 | 401 | 402 | 327 | 259 |
| 20:00 - 21:00 | 321 | 253 | 221 | 243 | 291 | 258 | 312 | 293 | 283 | 225 |
| 21:00 - 22:00 | 240 | 215 | 165 | 172 | 204 | 204 | 266 | 242 | 130 | 207 |
| 22:00 - 23:00 | 163 | 166 | 116 | 97 | 162 | 167 | 160 | 174 | 96 | 157 |
| 23:00 - 24:00 | 113 | 110 | 114 | 66 | 72 | 90 | 83 | 122 | 192 | 98 |
| Etmaal (0-24u) | 9252 | 9263 | 7670 | 5167 | 8676 | 8825 | 9089 | 9240 | 9116 | 7394 |
| Dag (7-19u) | 7704 | 7877 | 6598 | 4136 | 7244 | 7451 | 7594 | 7752 | 7841 | 6232 |
| Avond (19-23u) | 1151 | 1011 | 754 | 768 | 1091 | 977 | 1139 | 1111 | 836 | 848 |
| Nacht (23-7u) | 397 | 375 | 318 | 263 | 341 | 397 | 356 | 377 | 439 | 314 |
| Ochtendspits (7-9u) | 1211 | 1062 | 449 | 193 | 1138 | 1121 | 1073 | 1050 | 1014 | 468 |
| Avondspits (16-18u) | 1587 | 1592 | 1137 | 628 | 1632 | 1713 | 1645 | 1659 | 1571 | 1085 |
| Validatie | | | | | | | | | | |

DOORSNEDE

| | do 13-6 | vr 14-6 | za 15-6 | zo 16-6 | ma 17-6 | di 18-6 | wo 19-6 | do 20-6 | vr 21-6 | za 22-6 |
|-------------------|------------|------------|------------|------------|------------|------------|------------|------------|------------|------------|
| Ri. Noordwest | 4321 | 4365 | 3532 | 2444 | 4122 | 4118 | 4271 | 4475 | 4165 | 3391 |
| Ri. Zuidoost | 4931 | 4898 | 4138 | 2723 | 4554 | 4707 | 4818 | 4765 | 4951 | 4003 |
| Ri. Noordwest | 47% | 47% | 46% | 47% | 48% | 47% | 47% | 48% | 46% | 46% |
| Ri. Zuidoost | 53% | 53% | 54% | 53% | 52% | 53% | 53% | 52% | 54% | 54% |
| Licht (L) | 9016 | 9054 | 7558 | 5114 | 8484 | 8626 | 8850 | 9011 | 8880 | 7255 |
| Middelzwaar (M) | 146 | 124 | 61 | 36 | 116 | 125 | 153 | 144 | 153 | 83 |
| Zwaar (Z) | 90 | 85 | 51 | 17 | 76 | 74 | 86 | 85 | 83 | 56 |
| % Licht (L) | 97,4% | 97,7% | 98,5% | 99,0% | 97,8% | 97,7% | 97,4% | 97,5% | 97,4% | 98,1% |
| % Middelzwaar (M) | 1,6% | 1,3% | 0,8% | 0,7% | 1,3% | 1,4% | 1,7% | 1,6% | 1,7% | 1,1% |
| % Zwaar (Z) | 1,0% | 0,9% | 0,7% | 0,3% | 0,9% | 0,8% | 0,9% | 0,9% | 0,9% | 0,8% |

VERKEERSTELLING

Motorvoertuigen

RADING, LOOSDRECHT

Tussen Oude Molenmeent en Loosdrechtseweg (N403)

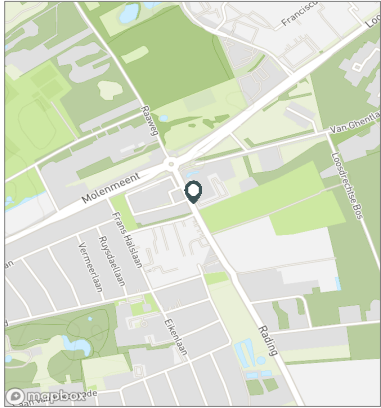


Meetlocatie

Rading
Loosdrecht
Tussen Oude Molenmeent en Loosdrechtseweg (N403)
Ri. 1 = Ri. Noordwest (Loosdrechtseweg (N403))
Ri. 2 = Ri. Zuidoost (Oude Molenmeent)

Meting

Meetperiode: 12 juni t/m 3 juli 2024
Methodiek: Telslangen
In opdracht van: Gemeente Wijdemeren
Uitgevoerd door: MetroCount



Voertuigclassificatie

Voertuigclassificatie op basis van ascombinaties
L = Licht verkeer (2 assen, asafstand < 3,7 m)
M = Middelzwaar verkeer (2 assen, asafstand > 3,7 m)
Z = Zwaar verkeer (3 of meer assen)

Validatie

- = Compleet en representatief
- = Niet representatief
- = Niet compleet
- = Feestdag

DOORSNEDE

| | zo 23-6 | ma 24-6 | di 25-6 | wo 26-6 | do 27-6 | vr 28-6 | za 29-6 | zo 30-6 | ma 1-7 | di 2-7 |
|----------------------------|-------------|-------------|-------------|-------------|-------------|-------------|-------------|-------------|-------------|-------------|
| 00:00 - 01:00 | 73 | 27 | 33 | 36 | 27 | 53 | 73 | 86 | 24 | 26 |
| 01:00 - 02:00 | 46 | 9 | 15 | 12 | 16 | 24 | 29 | 39 | 11 | 4 |
| 02:00 - 03:00 | 18 | 8 | 13 | 6 | 5 | 7 | 17 | 29 | 7 | 7 |
| 03:00 - 04:00 | 15 | 8 | 10 | 3 | 6 | 9 | 12 | 14 | 11 | 4 |
| 04:00 - 05:00 | 20 | 13 | 10 | 8 | 15 | 15 | 10 | 6 | 13 | 9 |
| 05:00 - 06:00 | 16 | 38 | 39 | 43 | 36 | 39 | 37 | 8 | 40 | 32 |
| 06:00 - 07:00 | 18 | 146 | 166 | 146 | 154 | 133 | 44 | 29 | 186 | 161 |
| 07:00 - 08:00 | 55 | 397 | 436 | 368 | 421 | 339 | 104 | 56 | 389 | 427 |
| 08:00 - 09:00 | 124 | 683 | 694 | 594 | 642 | 559 | 321 | 121 | 641 | 791 |
| 09:00 - 10:00 | 218 | 517 | 528 | 600 | 633 | 631 | 517 | 220 | 530 | 614 |
| 10:00 - 11:00 | 362 | 472 | 525 | 563 | 525 | 652 | 621 | 332 | 527 | 496 |
| 11:00 - 12:00 | 479 | 502 | 505 | 545 | 557 | 662 | 637 | 385 | 525 | 498 |
| 12:00 - 13:00 | 562 | 532 | 467 | 558 | 605 | 660 | 646 | 537 | 587 | 555 |
| 13:00 - 14:00 | 602 | 595 | 598 | 591 | 585 | 658 | 666 | 524 | 642 | 583 |
| 14:00 - 15:00 | 533 | 633 | 672 | 627 | 688 | 745 | 668 | 594 | 667 | 709 |
| 15:00 - 16:00 | 456 | 642 | 644 | 651 | 652 | 737 | 568 | 520 | 677 | 751 |
| 16:00 - 17:00 | 450 | 746 | 779 | 733 | 769 | 761 | 499 | 533 | 758 | 944 |
| 17:00 - 18:00 | 432 | 806 | 815 | 777 | 807 | 755 | 490 | 483 | 776 | 907 |
| 18:00 - 19:00 | 296 | 553 | 381 | 528 | 621 | 547 | 402 | 327 | 479 | 379 |
| 19:00 - 20:00 | 288 | 407 | 212 | 396 | 488 | 354 | 302 | 227 | 362 | 213 |
| 20:00 - 21:00 | 259 | 305 | 301 | 340 | 375 | 255 | 287 | 211 | 262 | 257 |
| 21:00 - 22:00 | 166 | 227 | 246 | 297 | 327 | 233 | 195 | 154 | 218 | 185 |
| 22:00 - 23:00 | 116 | 160 | 185 | 227 | 216 | 201 | 155 | 79 | 126 | 137 |
| 23:00 - 24:00 | 77 | 83 | 67 | 105 | 123 | 122 | 130 | 59 | 63 | 96 |
| Etmaal (0-24u) | 5681 | 8509 | 8341 | 8754 | 9293 | 9151 | 7430 | 5573 | 8521 | 8785 |
| Dag (7-19u) | 4569 | 7078 | 7044 | 7135 | 7505 | 7706 | 6139 | 4632 | 7198 | 7654 |
| Avond (19-23u) | 829 | 1099 | 944 | 1260 | 1406 | 1043 | 939 | 671 | 968 | 792 |
| Nacht (23-7u) | 283 | 332 | 353 | 359 | 382 | 402 | 352 | 270 | 355 | 339 |
| Ochtendspits (7-9u) | 179 | 1080 | 1130 | 962 | 1063 | 898 | 425 | 177 | 1030 | 1218 |
| Avondspits (16-18u) | 882 | 1552 | 1594 | 1510 | 1576 | 1516 | 989 | 1016 | 1534 | 1851 |
| Validatie | | | | | | | | | | |

DOORSNEDE

| | zo 23-6 | ma 24-6 | di 25-6 | wo 26-6 | do 27-6 | vr 28-6 | za 29-6 | zo 30-6 | ma 1-7 | di 2-7 |
|-------------------|------------|------------|------------|------------|------------|------------|------------|------------|-----------|-----------|
| Ri. Noordwest | 2677 | 3995 | 3924 | 4190 | 4384 | 4320 | 3383 | 2643 | 4056 | 4116 |
| Ri. Zuidoost | 3004 | 4514 | 4417 | 4564 | 4909 | 4831 | 4047 | 2930 | 4465 | 4669 |
| Ri. Noordwest | 47% | 47% | 47% | 48% | 47% | 47% | 46% | 47% | 48% | 47% |
| Ri. Zuidoost | 53% | 53% | 53% | 52% | 53% | 53% | 54% | 53% | 52% | 53% |
| Licht (L) | 5595 | 8242 | 8077 | 8450 | 9014 | 8885 | 7259 | 5494 | 8302 | 8578 |
| Middelzwaar (M) | 53 | 165 | 167 | 184 | 168 | 187 | 98 | 55 | 150 | 137 |
| Zwaar (Z) | 33 | 102 | 97 | 120 | 111 | 79 | 73 | 24 | 69 | 70 |
| % Licht (L) | 98,5% | 96,9% | 96,8% | 96,5% | 97,0% | 97,1% | 97,7% | 98,6% | 97,4% | 97,6% |
| % Middelzwaar (M) | 0,9% | 1,9% | 2,0% | 2,1% | 1,8% | 2,0% | 1,3% | 1,0% | 1,8% | 1,6% |
| % Zwaar (Z) | 0,6% | 1,2% | 1,2% | 1,4% | 1,2% | 0,9% | 1,0% | 0,4% | 0,8% | 0,8% |

VERKEERSTELLING

Motorvoertuigen

RADING, LOOSDRECHT

Tussen Oude Molenmeent en Loosdrechtseweg (N403)

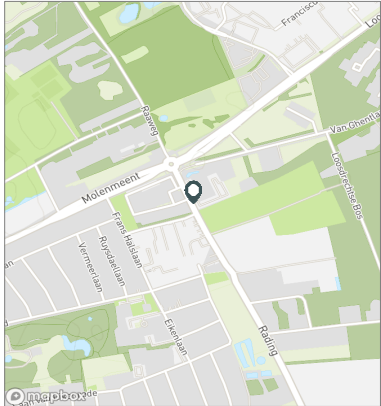


Meetlocatie

Rading
Loosdrecht
Tussen Oude Molenmeent en Loosdrechtseweg (N403)
Ri. 1 = Ri. Noordwest (Loosdrechtseweg (N403))
Ri. 2 = Ri. Zuidoost (Oude Molenmeent)

Meting

Meetperiode: 12 juni t/m 3 juli 2024
Methodiek: Telslangen
In opdracht van: Gemeente Wijdemeren
Uitgevoerd door: MetroCount



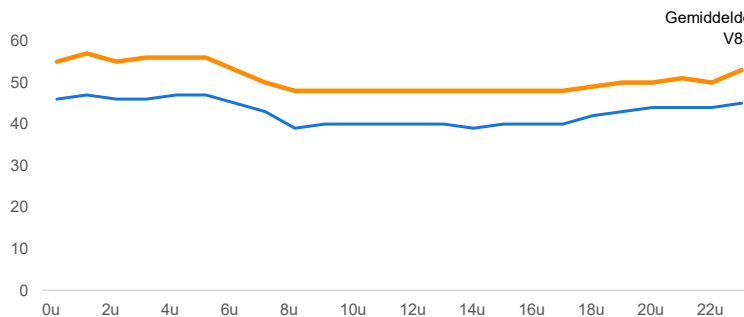
Voertuigclassificatie

Voertuigclassificatie op basis van ascombinaties
L = Licht verkeer (2 assen, asafstand < 3,7 m)
M = Middelzwaar verkeer (2 assen, asafstand > 3,7 m)
Z = Zwaar verkeer (3 of meer assen)

SNELHEDEN WEEKDAG

| | Doorsnede | | Ri. Noordwest | | Ri. Zuidoost | |
|---------------|------------|-----|---------------|-----|--------------|-----|
| | Gemiddelde | V85 | Gemiddelde | V85 | Gemiddelde | V85 |
| 00:00 - 01:00 | 46 | 55 | 45 | 54 | 47 | 56 |
| 01:00 - 02:00 | 47 | 57 | 47 | 57 | 47 | 57 |
| 02:00 - 03:00 | 46 | 55 | 47 | 56 | 46 | 54 |
| 03:00 - 04:00 | 46 | 56 | 45 | 55 | 46 | 57 |
| 04:00 - 05:00 | 47 | 56 | 45 | 56 | 47 | 57 |
| 05:00 - 06:00 | 47 | 56 | 48 | 57 | 46 | 55 |
| 06:00 - 07:00 | 45 | 53 | 45 | 54 | 45 | 52 |
| 07:00 - 08:00 | 43 | 50 | 43 | 50 | 43 | 50 |
| 08:00 - 09:00 | 39 | 48 | 39 | 48 | 40 | 48 |
| 09:00 - 10:00 | 40 | 48 | 39 | 48 | 40 | 48 |
| 10:00 - 11:00 | 40 | 48 | 40 | 48 | 41 | 48 |
| 11:00 - 12:00 | 40 | 48 | 39 | 47 | 41 | 48 |
| 12:00 - 13:00 | 40 | 48 | 39 | 47 | 41 | 48 |
| 13:00 - 14:00 | 40 | 48 | 39 | 47 | 41 | 48 |
| 14:00 - 15:00 | 39 | 48 | 38 | 47 | 41 | 48 |
| 15:00 - 16:00 | 40 | 48 | 38 | 47 | 41 | 48 |
| 16:00 - 17:00 | 40 | 48 | 37 | 47 | 42 | 49 |
| 17:00 - 18:00 | 40 | 48 | 37 | 47 | 42 | 49 |
| 18:00 - 19:00 | 42 | 49 | 41 | 48 | 44 | 50 |
| 19:00 - 20:00 | 43 | 50 | 43 | 49 | 44 | 51 |
| 20:00 - 21:00 | 44 | 50 | 43 | 50 | 44 | 51 |
| 21:00 - 22:00 | 44 | 51 | 43 | 50 | 45 | 53 |
| 22:00 - 23:00 | 44 | 50 | 43 | 49 | 45 | 52 |
| 23:00 - 24:00 | 45 | 53 | 43 | 51 | 46 | 55 |
| Gemiddelde | 41 | 49 | 40 | 48 | 42 | 49 |

UURVERLOOP SNELHEDEN



SNELHEDEN PER DAGSOORT

| | Doorsnede | | Ri. Noordwest | | Ri. Zuidoost | |
|-----------|------------|-----|---------------|-----|--------------|-----|
| | Gemiddelde | V85 | Gemiddelde | V85 | Gemiddelde | V85 |
| Maandag | 40 | 48 | 39 | 48 | 41 | 49 |
| Dinsdag | 40 | 48 | 39 | 48 | 41 | 49 |
| Woensdag | 41 | 48 | 39 | 48 | 42 | 49 |
| Donderdag | 40 | 48 | 39 | 48 | 41 | 49 |
| Vrijdag | 41 | 48 | 40 | 48 | 42 | 49 |
| Zaterdag | 42 | 49 | 41 | 48 | 42 | 49 |
| Zondag | 42 | 49 | 42 | 49 | 43 | 50 |
| Werkdag | 40 | 48 | 39 | 48 | 41 | 49 |
| Weekdag | 41 | 49 | 40 | 48 | 42 | 49 |

SNELHEIDSVERDELING WEEKDAG

| | Doorsnede | | Ri. Noordwest | | Ri. Zuidoost | |
|--------------|-----------|--------------|---------------|--------------|--------------|--------------|
| | % | Cumulatief % | % | Cumulatief % | % | Cumulatief % |
| < 20 km/u | 1,1% | 1,1% | 1,6% | 1,6% | 0,6% | 0,6% |
| 20 - 30 km/u | 6,2% | 7,2% | 7,9% | 9,5% | 4,6% | 5,2% |
| 30 - 40 km/u | 35,2% | 42,5% | 39,3% | 48,7% | 31,6% | 36,9% |
| 40 - 50 km/u | 50,0% | 92,4% | 45,6% | 94,4% | 53,8% | 90,7% |
| 50 - 60 km/u | 6,8% | 99,2% | 5,1% | 99,5% | 8,3% | 98,9% |
| 60 - 70 km/u | 0,7% | 99,9% | 0,4% | 99,9% | 0,9% | 99,8% |
| 70 - 80 km/u | 0,1% | 100,0% | 0,1% | 100,0% | 0,2% | 99,9% |
| > 80 km/u | 0,0% | 100,0% | 0,0% | 100,0% | 0,1% | 100,0% |

SNELHEIDSVERDELING DOORSNEDE

