

VERKEERSTELLING

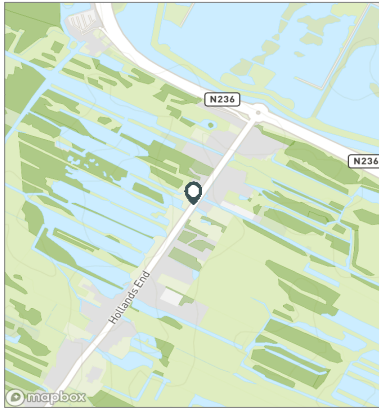
Motorvoertuigen

Meetlocatie

Hollands End
Ankeveen
Tussen Stichtse Kade en Loodijk (N236)
Ri. 1 = Ri. Noordoost (Loodijk (N236))
Ri. 2 = Ri. Zuidwest (Stichtse Kade)

Meting

Meetperiode: 13 juni t/m 4 juli 2024
Methodiek: Telslangen
In opdracht van: Gemeente Wijdemeren
Uitgevoerd door: MetroCount



Voertuigclassificatie

Voertuigclassificatie op basis van ascombinaties
L = Licht verkeer (2 assen, asafstand < 3,7 m)
M = Middelzwaar verkeer (2 assen, asafstand > 3,7 m)
Z = Zwaar verkeer (3 of meer assen)

HOLLANDS END , ANKEVEEN

Tussen Stichtse Kade en Loodijk (N236)



INTENSITEITEN

| | Doorsnede | | Ri. Noordoost | | Ri. Zuidwest | |
|---------------------|-----------|---------|---------------|---------|--------------|---------|
| | Werkdag | Weekdag | Werkdag | Weekdag | Werkdag | Weekdag |
| Etmaal (0-24u) | 1580 | 100% | 1508 | 100% | 765 | 724 |
| Dag (7-19u) | 1292 | 81,8% | 1231 | 81,6% | 630 | 599 |
| Avond (19-23u) | 201 | 12,7% | 197 | 13,1% | 80 | 79 |
| Nacht (23-7u) | 87 | 5,5% | 80 | 5,3% | 54 | 46 |
| Ochtendspits (7-9u) | 204 | 12,9% | 164 | 10,9% | 150 | 119 |
| Avondspits (16-18u) | 280 | 17,7% | 252 | 16,7% | 93 | 91 |

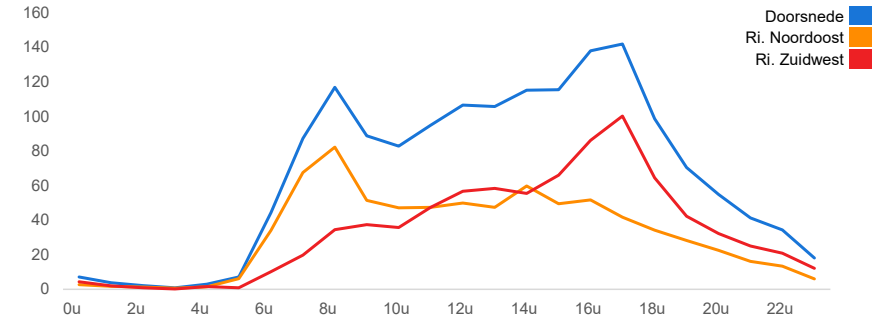
UURCIJFERS

| | Doorsnede | | Ri. Noordoost | | Ri. Zuidwest | |
|---------------|-----------|---------|---------------|---------|--------------|---------|
| | Werkdag | Weekdag | Werkdag | Weekdag | Werkdag | Weekdag |
| 00:00 - 01:00 | 7 | 0,5% | 10 | 0,7% | 3 | 4 |
| 01:00 - 02:00 | 4 | 0,2% | 6 | 0,4% | 2 | 2 |
| 02:00 - 03:00 | 2 | 0,1% | 3 | 0,2% | 1 | 1 |
| 03:00 - 04:00 | 1 | 0,1% | 1 | 0,1% | 1 | 1 |
| 04:00 - 05:00 | 3 | 0,2% | 3 | 0,2% | 1 | 2 |
| 05:00 - 06:00 | 7 | 0,5% | 6 | 0,4% | 6 | 5 |
| 06:00 - 07:00 | 44 | 2,8% | 34 | 2,2% | 34 | 26 |
| 07:00 - 08:00 | 87 | 5,5% | 69 | 4,6% | 68 | 53 |
| 08:00 - 09:00 | 117 | 7,4% | 95 | 6,3% | 82 | 66 |
| 09:00 - 10:00 | 89 | 5,6% | 85 | 5,6% | 51 | 48 |
| 10:00 - 11:00 | 83 | 5,2% | 84 | 5,5% | 47 | 46 |
| 11:00 - 12:00 | 95 | 6,0% | 97 | 6,4% | 47 | 47 |
| 12:00 - 13:00 | 107 | 6,7% | 113 | 7,5% | 50 | 53 |
| 13:00 - 14:00 | 106 | 6,7% | 114 | 7,6% | 47 | 51 |
| 14:00 - 15:00 | 115 | 7,3% | 119 | 7,9% | 60 | 59 |
| 15:00 - 16:00 | 116 | 7,3% | 112 | 7,4% | 49 | 49 |
| 16:00 - 17:00 | 138 | 8,7% | 124 | 8,2% | 52 | 49 |
| 17:00 - 18:00 | 142 | 9,0% | 128 | 8,5% | 42 | 42 |
| 18:00 - 19:00 | 99 | 6,2% | 91 | 6,1% | 34 | 34 |
| 19:00 - 20:00 | 71 | 4,5% | 67 | 4,4% | 28 | 26 |
| 20:00 - 21:00 | 55 | 3,5% | 56 | 3,7% | 23 | 23 |
| 21:00 - 22:00 | 41 | 2,6% | 42 | 2,8% | 16 | 17 |
| 22:00 - 23:00 | 34 | 2,2% | 32 | 2,1% | 13 | 12 |
| 23:00 - 24:00 | 18 | 1,1% | 17 | 1,1% | 6 | 6 |

VOERTUIGVERDELING

| | Doorsnede | | Ri. Noordoost | | Ri. Zuidwest | |
|-----------------|-----------|---------|---------------|---------|--------------|---------|
| | Werkdag | Weekdag | Werkdag | Weekdag | Werkdag | Weekdag |
| Licht (L) | 1509 | 95,5% | 1450 | 96,2% | 94,4% | 95,2% |
| Middelzwaar (M) | 42 | 2,7% | 33 | 2,2% | 3,7% | 3,1% |
| Zwaar (Z) | 29 | 1,8% | 25 | 1,6% | 1,9% | 1,7% |

UURVERLOOP WERKDAG PER RIJRICHTING



ETMAALTOTALEN

| | Aantal voertuigen |
|-----------|-------------------|
| vr 14-jun | 1559 |
| za 15-jun | 1276 |
| zo 16-jun | 1053 |
| ma 17-jun | 1515 |
| di 18-jun | 1548 |
| wo 19-jun | 1635 |
| do 20-jun | 1623 |
| vr 21-jun | 1636 |
| za 22-jun | 1433 |
| zo 23-jun | 1592 |
| ma 24-jun | 1607 |
| di 25-jun | 1461 |
| wo 26-jun | 1790 |
| do 27-jun | 1595 |
| vr 28-jun | 1659 |
| za 29-jun | 1380 |
| zo 30-jun | 1225 |
| ma 1-jul | 1482 |
| di 2-jul | 1543 |
| wo 3-jul | 1585 |

SNELHEID

| | Doorsnede | | |
|-------------------|-----------|---------------|--------------|
| | Doorsnede | Ri. Noordoost | Ri. Zuidwest |
| Gem. snelheid V85 | 41 | 42 | 40 |
| < 20 km/u | 1,6% | 2% | 1,2% |
| 20 - 30 km/u | 7,6% | 7,7% | 7,6% |
| 30 - 40 km/u | 35,1% | 29,1% | 40,6% |
| 40 - 50 km/u | 40,9% | 41,6% | 40,3% |
| 50 - 60 km/u | 12,4% | 16,1% | 9% |
| 60 - 70 km/u | 2% | 2,8% | 1,2% |
| 70 - 80 km/u | 0,3% | 0,5% | 0,1% |
| > 80 km/u | 0,1% | 0,2% | 0,1% |

VERKEERSTELLING

Motorvoertuigen

HOLLANDS END , ANKEVEEN

Tussen Stichtse Kade en Loodijk (N236)

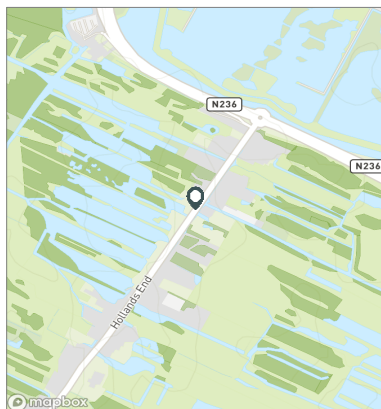


Meetlocatie

Hollands End
Ankeveen
Tussen Stichtse Kade en Loodijk (N236)
Ri. 1 = Ri. Noordoost (Loodijk (N236))
Ri. 2 = Ri. Zuidwest (Stichtse Kade)

Meting

Meetperiode: 13 juni t/m 4 juli 2024
Methodiek: Telslangen
In opdracht van: Gemeente Wijdemeren
Uitgevoerd door: MetroCount



Voertuigclassificatie

Voertuigclassificatie op basis van ascombinaties

L = Licht verkeer (2 assen, asafstand < 3,7 m)

M = Middelzwaar verkeer (2 assen, asafstand > 3,7 m)

Z = Zwaar verkeer (3 of meer assen)

WERKDAG

| | Doorsnede | | | | Ri. Noordoost | | | | Ri. Zuidwest | | | |
|----------------------------|-------------|-----------|-----------|-------------|---------------|-----------|-----------|------------|--------------|-----------|-----------|------------|
| | L | M | Z | Tot | L | M | Z | Tot | L | M | Z | Tot |
| 00:00 - 01:00 | 7 | 0 | 0 | 7 | 3 | 0 | 0 | 3 | 4 | 0 | 0 | 4 |
| 01:00 - 02:00 | 3 | 0 | 0 | 4 | 1 | 0 | 0 | 2 | 2 | 0 | 0 | 2 |
| 02:00 - 03:00 | 2 | 0 | 0 | 2 | 1 | 0 | 0 | 1 | 1 | 0 | 0 | 1 |
| 03:00 - 04:00 | 1 | 0 | 0 | 1 | 1 | 0 | 0 | 1 | 0 | 0 | 0 | 0 |
| 04:00 - 05:00 | 3 | 0 | 0 | 3 | 1 | 0 | 0 | 1 | 1 | 0 | 0 | 2 |
| 05:00 - 06:00 | 7 | 0 | 0 | 7 | 6 | 0 | 0 | 6 | 1 | 0 | 0 | 1 |
| 06:00 - 07:00 | 41 | 2 | 1 | 44 | 31 | 2 | 1 | 34 | 10 | 0 | 0 | 10 |
| 07:00 - 08:00 | 82 | 3 | 2 | 87 | 64 | 2 | 1 | 68 | 18 | 1 | 1 | 20 |
| 08:00 - 09:00 | 112 | 2 | 3 | 117 | 78 | 2 | 2 | 82 | 34 | 0 | 1 | 35 |
| 09:00 - 10:00 | 85 | 2 | 1 | 89 | 49 | 1 | 1 | 51 | 36 | 1 | 1 | 37 |
| 10:00 - 11:00 | 78 | 4 | 2 | 83 | 43 | 3 | 1 | 47 | 34 | 1 | 1 | 36 |
| 11:00 - 12:00 | 89 | 4 | 2 | 95 | 44 | 2 | 1 | 47 | 45 | 2 | 1 | 47 |
| 12:00 - 13:00 | 102 | 4 | 2 | 107 | 47 | 2 | 1 | 50 | 55 | 2 | 1 | 57 |
| 13:00 - 14:00 | 101 | 3 | 2 | 106 | 45 | 2 | 1 | 47 | 56 | 1 | 1 | 58 |
| 14:00 - 15:00 | 108 | 5 | 2 | 115 | 55 | 3 | 1 | 60 | 53 | 2 | 1 | 55 |
| 15:00 - 16:00 | 110 | 3 | 2 | 116 | 46 | 2 | 1 | 49 | 64 | 1 | 1 | 66 |
| 16:00 - 17:00 | 131 | 3 | 3 | 138 | 49 | 2 | 1 | 52 | 83 | 1 | 2 | 86 |
| 17:00 - 18:00 | 138 | 2 | 2 | 142 | 40 | 1 | 0 | 42 | 97 | 1 | 2 | 100 |
| 18:00 - 19:00 | 96 | 2 | 1 | 99 | 33 | 1 | 1 | 34 | 63 | 0 | 1 | 64 |
| 19:00 - 20:00 | 69 | 1 | 1 | 71 | 28 | 0 | 0 | 28 | 41 | 1 | 1 | 42 |
| 20:00 - 21:00 | 54 | 0 | 1 | 55 | 22 | 0 | 0 | 23 | 32 | 0 | 0 | 32 |
| 21:00 - 22:00 | 41 | 0 | 1 | 41 | 16 | 0 | 0 | 16 | 25 | 0 | 0 | 25 |
| 22:00 - 23:00 | 34 | 0 | 0 | 34 | 13 | 0 | 0 | 13 | 21 | 0 | 0 | 21 |
| 23:00 - 24:00 | 18 | 0 | 0 | 18 | 6 | 0 | 0 | 6 | 12 | 0 | 0 | 12 |
| Etmaal (0-24u) | 1509 | 42 | 29 | 1580 | 722 | 28 | 15 | 765 | 788 | 14 | 14 | 816 |
| Dag (7-19u) | 1232 | 36 | 25 | 1292 | 594 | 24 | 13 | 630 | 638 | 13 | 12 | 662 |
| Avond (19-23u) | 197 | 2 | 2 | 201 | 79 | 1 | 1 | 80 | 118 | 1 | 2 | 121 |
| Nacht (23-7u) | 81 | 4 | 2 | 87 | 49 | 4 | 1 | 54 | 32 | 0 | 0 | 32 |
| Ochtendspits (7-9u) | 194 | 5 | 5 | 204 | 142 | 4 | 4 | 150 | 52 | 1 | 1 | 54 |
| Avondspits (16-18u) | 269 | 5 | 5 | 280 | 89 | 3 | 1 | 93 | 180 | 2 | 4 | 186 |

VERKEERSTELLING

Motorvoertuigen

HOLLANDS END , ANKEVEEN

Tussen Stichtse Kade en Loodijk (N236)

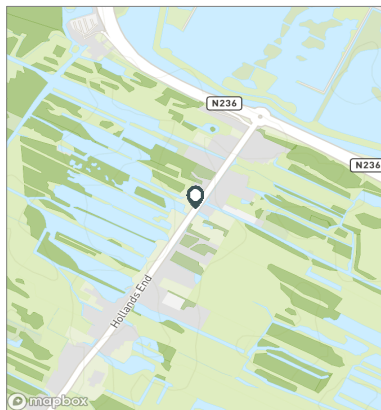


Meetlocatie

Hollands End
Ankeveen
Tussen Stichtse Kade en Loodijk (N236)
Ri. 1 = Ri. Noordoost (Loodijk (N236))
Ri. 2 = Ri. Zuidwest (Stichtse Kade)

Meting

Meetperiode: 13 juni t/m 4 juli 2024
Methodiek: Telslangen
In opdracht van: Gemeente Wijdemeren
Uitgevoerd door: MetroCount



Voertuigclassificatie

Voertuigclassificatie op basis van ascombinaties

L = Licht verkeer (2 assen, asafstand < 3,7 m)

M = Middelzwaar verkeer (2 assen, asafstand > 3,7 m)

Z = Zwaar verkeer (3 of meer assen)

WEEKDAG

| | Doorsnede | | | | Ri. Noordoost | | | | Ri. Zuidwest | | | |
|----------------------------|-------------|-----------|-----------|-------------|---------------|-----------|-----------|------------|--------------|-----------|-----------|------------|
| | L | M | Z | Tot | L | M | Z | Tot | L | M | Z | Tot |
| 00:00 - 01:00 | 10 | 0 | 0 | 10 | 4 | 0 | 0 | 4 | 6 | 0 | 0 | 6 |
| 01:00 - 02:00 | 5 | 0 | 0 | 6 | 2 | 0 | 0 | 2 | 4 | 0 | 0 | 4 |
| 02:00 - 03:00 | 3 | 0 | 0 | 3 | 1 | 0 | 0 | 1 | 2 | 0 | 0 | 2 |
| 03:00 - 04:00 | 1 | 0 | 0 | 1 | 1 | 0 | 0 | 1 | 0 | 0 | 0 | 0 |
| 04:00 - 05:00 | 3 | 0 | 0 | 3 | 2 | 0 | 0 | 2 | 2 | 0 | 0 | 2 |
| 05:00 - 06:00 | 6 | 0 | 0 | 6 | 5 | 0 | 0 | 5 | 1 | 0 | 0 | 1 |
| 06:00 - 07:00 | 31 | 2 | 1 | 34 | 23 | 1 | 1 | 26 | 8 | 0 | 0 | 8 |
| 07:00 - 08:00 | 65 | 2 | 2 | 69 | 50 | 2 | 1 | 53 | 15 | 1 | 0 | 16 |
| 08:00 - 09:00 | 91 | 2 | 2 | 95 | 63 | 1 | 2 | 66 | 28 | 0 | 0 | 29 |
| 09:00 - 10:00 | 82 | 2 | 1 | 85 | 46 | 1 | 1 | 48 | 35 | 0 | 1 | 36 |
| 10:00 - 11:00 | 80 | 3 | 1 | 84 | 44 | 2 | 1 | 46 | 36 | 1 | 1 | 37 |
| 11:00 - 12:00 | 92 | 3 | 2 | 97 | 45 | 2 | 1 | 47 | 47 | 1 | 1 | 49 |
| 12:00 - 13:00 | 109 | 3 | 1 | 113 | 51 | 2 | 1 | 53 | 58 | 1 | 0 | 60 |
| 13:00 - 14:00 | 110 | 2 | 2 | 114 | 49 | 1 | 1 | 51 | 61 | 1 | 1 | 63 |
| 14:00 - 15:00 | 113 | 4 | 2 | 119 | 55 | 3 | 1 | 59 | 58 | 1 | 1 | 60 |
| 15:00 - 16:00 | 108 | 2 | 2 | 112 | 47 | 1 | 1 | 49 | 61 | 1 | 1 | 63 |
| 16:00 - 17:00 | 118 | 3 | 2 | 124 | 46 | 2 | 1 | 49 | 72 | 1 | 2 | 75 |
| 17:00 - 18:00 | 124 | 2 | 2 | 128 | 40 | 1 | 0 | 42 | 84 | 1 | 1 | 86 |
| 18:00 - 19:00 | 89 | 1 | 1 | 91 | 33 | 1 | 0 | 34 | 57 | 0 | 1 | 57 |
| 19:00 - 20:00 | 65 | 1 | 1 | 67 | 26 | 0 | 0 | 26 | 39 | 0 | 1 | 40 |
| 20:00 - 21:00 | 55 | 0 | 1 | 56 | 23 | 0 | 0 | 23 | 32 | 0 | 0 | 33 |
| 21:00 - 22:00 | 41 | 0 | 0 | 42 | 17 | 0 | 0 | 17 | 24 | 0 | 0 | 25 |
| 22:00 - 23:00 | 32 | 0 | 0 | 32 | 12 | 0 | 0 | 12 | 19 | 0 | 0 | 20 |
| 23:00 - 24:00 | 17 | 0 | 0 | 17 | 6 | 0 | 0 | 6 | 11 | 0 | 0 | 11 |
| Etmaal (0-24u) | 1450 | 33 | 25 | 1508 | 690 | 22 | 12 | 724 | 760 | 11 | 12 | 783 |
| Dag (7-19u) | 1181 | 29 | 21 | 1231 | 570 | 19 | 11 | 599 | 612 | 10 | 10 | 632 |
| Avond (19-23u) | 193 | 2 | 2 | 197 | 77 | 1 | 1 | 79 | 115 | 1 | 2 | 118 |
| Nacht (23-7u) | 76 | 3 | 2 | 80 | 43 | 3 | 1 | 46 | 33 | 0 | 1 | 34 |
| Ochtendspits (7-9u) | 157 | 4 | 4 | 164 | 113 | 3 | 3 | 119 | 43 | 1 | 1 | 45 |
| Avondspits (16-18u) | 243 | 5 | 4 | 252 | 87 | 3 | 1 | 91 | 156 | 2 | 3 | 161 |

VERKEERSTELLING

Motorvoertuigen

HOLLANDS END , ANKEVEEN

Tussen Stichtse Kade en Loodijk (N236)

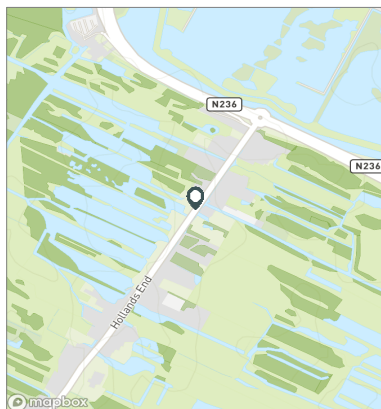


Meetlocatie

Hollands End
Ankeveen
Tussen Stichtse Kade en Loodijk (N236)
Ri. 1 = Ri. Noordoost (Loodijk (N236))
Ri. 2 = Ri. Zuidwest (Stichtse Kade)

Meting

Meetperiode: 13 juni t/m 4 juli 2024
Methodiek: Telslangen
In opdracht van: Gemeente Wijdemeren
Uitgevoerd door: MetroCount



Voertuigclassificatie

Voertuigclassificatie op basis van ascombinaties
L = Licht verkeer (2 assen, asafstand < 3,7 m)
M = Middelzwaar verkeer (2 assen, asafstand > 3,7 m)
Z = Zwaar verkeer (3 of meer assen)

Validatie

■ = Compleet en representatief
■ = Niet representatief
■ = Niet compleet
■ = Feestdag

DOORSNEDE

| | vr 14-6 | za 15-6 | zo 16-6 | ma 17-6 | di 18-6 | wo 19-6 | do 20-6 | vr 21-6 | za 22-6 | zo 23-6 |
|----------------------------|-------------|-------------|-------------|-------------|-------------|-------------|-------------|-------------|-------------|-------------|
| 00:00 - 01:00 | 14 | 11 | 19 | 5 | 9 | 13 | 11 | 9 | 24 | 17 |
| 01:00 - 02:00 | 5 | 12 | 5 | 3 | 3 | 5 | 10 | 5 | 11 | 12 |
| 02:00 - 03:00 | 4 | 6 | 4 | 0 | 1 | 1 | 2 | 6 | 4 | 4 |
| 03:00 - 04:00 | 1 | 0 | 4 | 0 | 1 | 3 | 0 | 0 | 2 | 2 |
| 04:00 - 05:00 | 8 | 5 | 3 | 3 | 1 | 1 | 3 | 3 | 8 | 5 |
| 05:00 - 06:00 | 1 | 6 | 0 | 7 | 5 | 6 | 6 | 5 | 3 | 3 |
| 06:00 - 07:00 | 49 | 11 | 3 | 43 | 48 | 47 | 31 | 40 | 8 | 6 |
| 07:00 - 08:00 | 63 | 43 | 10 | 90 | 98 | 82 | 77 | 78 | 33 | 14 |
| 08:00 - 09:00 | 97 | 60 | 17 | 106 | 134 | 97 | 140 | 106 | 55 | 25 |
| 09:00 - 10:00 | 101 | 107 | 45 | 87 | 84 | 86 | 89 | 87 | 68 | 56 |
| 10:00 - 11:00 | 91 | 80 | 79 | 75 | 74 | 95 | 94 | 86 | 109 | 71 |
| 11:00 - 12:00 | 112 | 95 | 79 | 80 | 78 | 113 | 94 | 120 | 134 | 103 |
| 12:00 - 13:00 | 105 | 104 | 109 | 93 | 87 | 102 | 119 | 101 | 103 | 214 |
| 13:00 - 14:00 | 103 | 101 | 122 | 93 | 98 | 102 | 99 | 125 | 129 | 231 |
| 14:00 - 15:00 | 113 | 89 | 110 | 128 | 96 | 127 | 129 | 138 | 123 | 219 |
| 15:00 - 16:00 | 117 | 109 | 56 | 109 | 98 | 115 | 108 | 147 | 116 | 110 |
| 16:00 - 17:00 | 136 | 100 | 43 | 125 | 147 | 155 | 129 | 137 | 105 | 102 |
| 17:00 - 18:00 | 113 | 86 | 92 | 159 | 155 | 135 | 140 | 145 | 99 | 115 |
| 18:00 - 19:00 | 114 | 71 | 50 | 81 | 104 | 101 | 100 | 93 | 75 | 76 |
| 19:00 - 20:00 | 67 | 59 | 61 | 92 | 79 | 84 | 86 | 65 | 63 | 52 |
| 20:00 - 21:00 | 57 | 57 | 66 | 44 | 65 | 59 | 54 | 52 | 68 | 59 |
| 21:00 - 22:00 | 33 | 28 | 44 | 41 | 43 | 44 | 46 | 28 | 45 | 53 |
| 22:00 - 23:00 | 34 | 22 | 27 | 42 | 22 | 33 | 32 | 26 | 31 | 26 |
| 23:00 - 24:00 | 21 | 14 | 5 | 9 | 18 | 29 | 24 | 34 | 17 | 17 |
| Etmaal (0-24u) | 1559 | 1276 | 1053 | 1515 | 1548 | 1635 | 1623 | 1636 | 1433 | 1592 |
| Dag (7-19u) | 1265 | 1045 | 812 | 1226 | 1253 | 1310 | 1318 | 1363 | 1149 | 1336 |
| Avond (19-23u) | 191 | 166 | 198 | 219 | 209 | 220 | 218 | 171 | 207 | 190 |
| Nacht (23-7u) | 103 | 65 | 43 | 70 | 86 | 105 | 87 | 102 | 77 | 66 |
| Ochtendspits (7-9u) | 160 | 103 | 27 | 196 | 232 | 179 | 217 | 184 | 88 | 39 |
| Avondspits (16-18u) | 249 | 186 | 135 | 284 | 302 | 290 | 269 | 282 | 204 | 217 |
| Validatie | | | | | | | | | | |

DOORSNEDE

| | vr 14-6 | za 15-6 | zo 16-6 | ma 17-6 | di 18-6 | wo 19-6 | do 20-6 | vr 21-6 | za 22-6 | zo 23-6 |
|-------------------|------------|------------|------------|------------|------------|------------|------------|------------|------------|------------|
| Ri. Noordoost | 770 | 612 | 477 | 736 | 744 | 778 | 772 | 784 | 673 | 709 |
| Ri. Zuidwest | 789 | 664 | 576 | 779 | 804 | 857 | 851 | 852 | 760 | 883 |
| Ri. Noordoost | 49% | 48% | 45% | 49% | 48% | 48% | 48% | 48% | 47% | 45% |
| Ri. Zuidwest | 51% | 52% | 55% | 51% | 52% | 52% | 52% | 52% | 53% | 55% |
| Licht (L) | 1497 | 1246 | 1032 | 1445 | 1482 | 1559 | 1538 | 1547 | 1393 | 1567 |
| Middelzwaar (M) | 37 | 19 | 11 | 51 | 37 | 38 | 30 | 39 | 15 | 9 |
| Zwaar (Z) | 25 | 11 | 10 | 19 | 29 | 38 | 55 | 50 | 25 | 16 |
| % Licht (L) | 96,0% | 97,6% | 98,0% | 95,4% | 95,7% | 95,4% | 94,8% | 94,6% | 97,2% | 98,4% |
| % Middelzwaar (M) | 2,4% | 1,5% | 1,0% | 3,4% | 2,4% | 2,3% | 1,8% | 2,4% | 1,0% | 0,6% |
| % Zwaar (Z) | 1,6% | 0,9% | 0,9% | 1,3% | 1,9% | 2,3% | 3,4% | 3,1% | 1,7% | 1,0% |

VERKEERSTELLING

Motorvoertuigen

HOLLANDS END , ANKEVEEN

Tussen Stichtse Kade en Loodijk (N236)

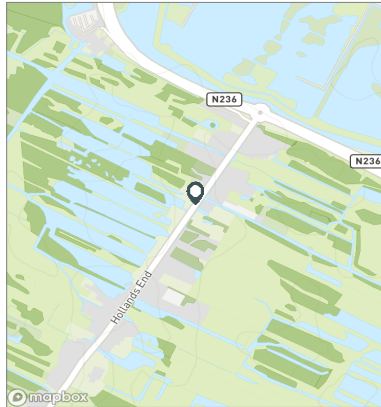


Meetlocatie

Hollands End
Ankeveen
Tussen Stichtse Kade en Loodijk (N236)
Ri. 1 = Ri. Noordoost (Loodijk (N236))
Ri. 2 = Ri. Zuidwest (Stichtse Kade)

Meting

Meetperiode: 13 juni t/m 4 juli 2024
Methodiek: Telslangen
In opdracht van: Gemeente Wijdemeren
Uitgevoerd door: MetroCount



Voertuigclassificatie

Voertuigclassificatie op basis van ascombinaties
L = Licht verkeer (2 assen, asafstand < 3,7 m)
M = Middelzwaar verkeer (2 assen, asafstand > 3,7 m)
Z = Zwaar verkeer (3 of meer assen)

Validatie

■ = Compleet en representatief
■ = Niet representatief
■ = Niet compleet
■ = Feestdag

DOORSNEDE

| | ma 24-6 | di 25-6 | wo 26-6 | do 27-6 | vr 28-6 | za 29-6 | zo 30-6 | ma 1-7 | di 2-7 | wo 3-7 |
|----------------------------|-------------|-------------|-------------|-------------|-------------|-------------|-------------|-------------|-------------|-------------|
| 00:00 - 01:00 | 3 | 4 | 6 | 6 | 6 | 20 | 14 | 4 | 3 | 7 |
| 01:00 - 02:00 | 1 | 3 | 3 | 3 | 4 | 13 | 7 | 2 | 5 | 3 |
| 02:00 - 03:00 | 1 | 2 | 3 | 1 | 3 | 4 | 8 | 1 | 2 | 4 |
| 03:00 - 04:00 | 0 | 1 | 0 | 2 | 1 | 1 | 4 | 1 | 0 | 3 |
| 04:00 - 05:00 | 4 | 5 | 4 | 2 | 3 | 3 | 2 | 3 | 5 | 0 |
| 05:00 - 06:00 | 7 | 10 | 10 | 7 | 8 | 5 | 3 | 7 | 11 | 10 |
| 06:00 - 07:00 | 49 | 37 | 39 | 47 | 53 | 6 | 7 | 44 | 48 | 44 |
| 07:00 - 08:00 | 108 | 100 | 92 | 92 | 60 | 28 | 16 | 88 | 92 | 94 |
| 08:00 - 09:00 | 121 | 115 | 98 | 146 | 112 | 67 | 24 | 116 | 144 | 106 |
| 09:00 - 10:00 | 85 | 84 | 102 | 91 | 101 | 96 | 73 | 86 | 82 | 82 |
| 10:00 - 11:00 | 87 | 61 | 110 | 72 | 100 | 106 | 67 | 76 | 63 | 70 |
| 11:00 - 12:00 | 83 | 85 | 96 | 88 | 99 | 110 | 89 | 80 | 82 | 109 |
| 12:00 - 13:00 | 106 | 103 | 107 | 110 | 119 | 133 | 118 | 100 | 108 | 124 |
| 13:00 - 14:00 | 103 | 95 | 113 | 110 | 135 | 104 | 122 | 102 | 112 | 92 |
| 14:00 - 15:00 | 109 | 108 | 94 | 104 | 143 | 99 | 125 | 109 | 93 | 121 |
| 15:00 - 16:00 | 108 | 87 | 116 | 127 | 138 | 112 | 113 | 114 | 122 | 112 |
| 16:00 - 17:00 | 149 | 145 | 149 | 104 | 130 | 97 | 83 | 133 | 167 | 137 |
| 17:00 - 18:00 | 141 | 149 | 299 | 142 | 124 | 75 | 89 | 141 | 170 | 146 |
| 18:00 - 19:00 | 112 | 75 | 131 | 105 | 93 | 70 | 97 | 89 | 56 | 108 |
| 19:00 - 20:00 | 78 | 46 | 47 | 79 | 65 | 63 | 48 | 56 | 50 | 81 |
| 20:00 - 21:00 | 62 | 56 | 61 | 55 | 58 | 60 | 48 | 51 | 48 | 45 |
| 21:00 - 22:00 | 39 | 38 | 45 | 52 | 50 | 52 | 35 | 42 | 31 | 46 |
| 22:00 - 23:00 | 30 | 38 | 50 | 34 | 30 | 34 | 19 | 29 | 35 | 33 |
| 23:00 - 24:00 | 21 | 14 | 15 | 16 | 24 | 22 | 14 | 8 | 14 | 8 |
| Etmaal (0-24u) | 1607 | 1461 | 1790 | 1595 | 1659 | 1380 | 1225 | 1482 | 1543 | 1585 |
| Dag (7-19u) | 1312 | 1207 | 1507 | 1291 | 1354 | 1097 | 1016 | 1234 | 1291 | 1301 |
| Avond (19-23u) | 209 | 178 | 203 | 220 | 203 | 209 | 150 | 178 | 164 | 205 |
| Nacht (23-7u) | 86 | 76 | 80 | 84 | 102 | 74 | 59 | 70 | 88 | 79 |
| Ochtendspits (7-9u) | 229 | 215 | 190 | 238 | 172 | 95 | 40 | 204 | 236 | 200 |
| Avondspits (16-18u) | 290 | 294 | 448 | 246 | 254 | 172 | 172 | 274 | 337 | 283 |
| Validatie | | | | | | | | | | |

DOORSNEDE

| | ma 24-6 | di 25-6 | wo 26-6 | do 27-6 | vr 28-6 | za 29-6 | zo 30-6 | ma 1-7 | di 2-7 | wo 3-7 |
|-------------------|------------|------------|------------|------------|------------|------------|------------|-----------|-----------|-----------|
| Ri. Noordoost | 802 | 705 | 736 | 781 | 821 | 685 | 588 | 741 | 746 | 769 |
| Ri. Zuidwest | 805 | 756 | 1054 | 814 | 838 | 695 | 637 | 741 | 797 | 816 |
| Ri. Noordoost | 50% | 48% | 41% | 49% | 49% | 50% | 48% | 50% | 48% | 49% |
| Ri. Zuidwest | 50% | 52% | 59% | 51% | 51% | 50% | 52% | 50% | 52% | 51% |
| Licht (L) | 1533 | 1395 | 1728 | 1518 | 1577 | 1359 | 1210 | 1412 | 1481 | 1523 |
| Middelzwaar (M) | 45 | 46 | 40 | 47 | 56 | 10 | 6 | 43 | 40 | 39 |
| Zwaar (Z) | 29 | 20 | 22 | 30 | 26 | 11 | 9 | 27 | 22 | 23 |
| % Licht (L) | 95,4% | 95,5% | 96,5% | 95,2% | 95,1% | 98,5% | 98,8% | 95,3% | 96,0% | 96,1% |
| % Middelzwaar (M) | 2,8% | 3,1% | 2,2% | 2,9% | 3,4% | 0,7% | 0,5% | 2,9% | 2,6% | 2,5% |
| % Zwaar (Z) | 1,8% | 1,4% | 1,2% | 1,9% | 1,6% | 0,8% | 0,7% | 1,8% | 1,4% | 1,5% |

VERKEERSTELLING

Motorvoertuigen

HOLLANDS END , ANKEVEEN

Tussen Stichtse Kade en Loodijk (N236)



Meetlocatie

Hollands End
Ankeveen
Tussen Stichtse Kade en Loodijk (N236)
Ri. 1 = Ri. Noordoost (Loodijk (N236))
Ri. 2 = Ri. Zuidwest (Stichtse Kade)

Meting

Meetperiode: 13 juni t/m 4 juli 2024
Methodiek: Telslangen
In opdracht van: Gemeente Wijdemeren
Uitgevoerd door: MetroCount



Voertuigclassificatie

Voertuigclassificatie op basis van ascombinaties
L = Licht verkeer (2 assen, asafstand < 3,7 m)
M = Middelzwaar verkeer (2 assen, asafstand > 3,7 m)
Z = Zwaar verkeer (3 of meer assen)

SNELHEDEN WEEKDAG

| | Doorsnede | | Ri. Noordoost | | Ri. Zuidwest | |
|---------------|------------|-----|---------------|-----|--------------|-----|
| | Gemiddelde | V85 | Gemiddelde | V85 | Gemiddelde | V85 |
| 00:00 - 01:00 | 45 | 55 | 46 | 56 | 45 | 55 |
| 01:00 - 02:00 | 46 | 58 | 51 | 65 | 44 | 55 |
| 02:00 - 03:00 | 48 | 58 | 51 | 62 | 45 | 55 |
| 03:00 - 04:00 | 51 | 67 | 53 | 68 | 48 | 66 |
| 04:00 - 05:00 | 48 | 58 | 51 | 60 | 44 | 57 |
| 05:00 - 06:00 | 49 | 62 | 51 | 64 | 41 | 49 |
| 06:00 - 07:00 | 48 | 58 | 49 | 58 | 46 | 57 |
| 07:00 - 08:00 | 45 | 55 | 45 | 55 | 43 | 52 |
| 08:00 - 09:00 | 42 | 51 | 43 | 53 | 39 | 48 |
| 09:00 - 10:00 | 42 | 50 | 44 | 54 | 40 | 48 |
| 10:00 - 11:00 | 40 | 49 | 41 | 51 | 38 | 47 |
| 11:00 - 12:00 | 40 | 49 | 41 | 50 | 39 | 47 |
| 12:00 - 13:00 | 40 | 49 | 40 | 51 | 39 | 48 |
| 13:00 - 14:00 | 39 | 49 | 40 | 50 | 38 | 48 |
| 14:00 - 15:00 | 39 | 48 | 39 | 49 | 38 | 47 |
| 15:00 - 16:00 | 40 | 49 | 40 | 51 | 39 | 48 |
| 16:00 - 17:00 | 41 | 50 | 41 | 51 | 41 | 49 |
| 17:00 - 18:00 | 41 | 50 | 41 | 52 | 42 | 49 |
| 18:00 - 19:00 | 42 | 51 | 43 | 54 | 42 | 50 |
| 19:00 - 20:00 | 41 | 50 | 42 | 52 | 40 | 49 |
| 20:00 - 21:00 | 42 | 50 | 43 | 53 | 41 | 49 |
| 21:00 - 22:00 | 43 | 52 | 43 | 52 | 43 | 52 |
| 22:00 - 23:00 | 43 | 53 | 45 | 56 | 42 | 50 |
| 23:00 - 24:00 | 44 | 54 | 45 | 56 | 43 | 53 |
| Gemiddelde | 41 | 50 | 42 | 53 | 40 | 49 |

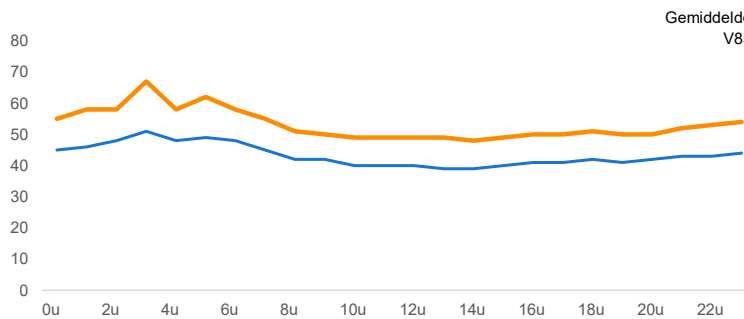
SNELHEDEN PER DAGSOORT

| | Doorsnede | | Ri. Noordoost | | Ri. Zuidwest | |
|-----------|------------|-----|---------------|-----|--------------|-----|
| | Gemiddelde | V85 | Gemiddelde | V85 | Gemiddelde | V85 |
| Maandag | 41 | 51 | 43 | 54 | 40 | 49 |
| Dinsdag | 42 | 50 | 43 | 53 | 41 | 49 |
| Woensdag | 41 | 50 | 43 | 53 | 40 | 49 |
| Donderdag | 41 | 50 | 42 | 52 | 40 | 49 |
| Vrijdag | 42 | 50 | 43 | 53 | 41 | 49 |
| Zaterdag | 41 | 50 | 42 | 53 | 40 | 49 |
| Zondag | 39 | 49 | 40 | 51 | 39 | 48 |
| Werkdag | 42 | 50 | 43 | 53 | 41 | 49 |
| Weekdag | 41 | 50 | 42 | 53 | 40 | 49 |

SNELHEIDSVERDELING WEEKDAG

| | Doorsnede | | Ri. Noordoost | | Ri. Zuidwest | |
|--------------|-----------|--------------|---------------|--------------|--------------|--------------|
| | % | Cumulatief % | % | Cumulatief % | % | Cumulatief % |
| < 20 km/u | 1,6% | 1,6% | 2,0% | 2,0% | 1,2% | 1,2% |
| 20 - 30 km/u | 7,6% | 9,2% | 7,7% | 9,7% | 7,6% | 8,7% |
| 30 - 40 km/u | 35,1% | 44,2% | 29,1% | 38,7% | 40,6% | 49,3% |
| 40 - 50 km/u | 40,9% | 85,2% | 41,6% | 80,3% | 40,3% | 89,6% |
| 50 - 60 km/u | 12,4% | 97,6% | 16,1% | 96,5% | 9,0% | 98,6% |
| 60 - 70 km/u | 2,0% | 99,6% | 2,8% | 99,3% | 1,2% | 99,8% |
| 70 - 80 km/u | 0,3% | 99,9% | 0,5% | 99,8% | 0,1% | 99,9% |
| > 80 km/u | 0,1% | 100,0% | 0,2% | 100,0% | 0,1% | 100,0% |

UURVERLOOP SNELHEDEN



SNELHEIDSVERDELING DOORSNEDE

